

FIRST CHOICE

PRODUCT GUIDE 2019

...hand-picked furniture
for excellence in business

WELCOME TO OUR FIRST CHOICE BROCHURE

ARE YOU LOOKING TO MAXIMISE SPACE,
YET RETAIN MODERN, COMFORTABLE PRODUCTS
TO ENHANCE YOUR WORKING ENVIRONMENT?

The range of products in this First Choice brochure is a result of listening to our clients and putting together a complete range from reception desks, canteen & breakout furniture, boardroom tables and office seating through to everyday desking. There is a myriad of choice, from great value furniture to cutting edge styles, colours and designs.



Deliveries

Delivery is FREE to your premises – ground floor only. The driver making the delivery will be unaccompanied and may require assistance when unloading.

Direct deliveries can be made to your customer subject to quotation. It is vital that all relevant information re access, opening hours etc is provided in advance.



Installation

Installations can be carried out by our own in house, fully trained fitters. Full information regarding access, floor level and any other specific details will be required prior to despatch to allow for a smooth and trouble-free project delivery.



Space Planning

Our in-house space planning team is available to produce drawings in 2D and 3D.

Presentations can also be prepared for larger projects incorporating images and colour schemes.

FIRST CHOICE

CONTENTS

4

RECEPTION DESKS & SEATING

12

HEIGHT ADJUSTABLE DESKS

18

ECONOMY DESKING, STORAGE, MEETING TABLES & FITMENTS

26

DESKTOP & FLOORSTANDING SCREENS

36

STEEL FILING, STORAGE & MOBILE SHELVING

56

BENCH DESKING

58

MANAGER & EXECUTIVE DESKS

66

BOARDROOM TABLES & EXECUTIVE SEATING

74

OFFICE SEATING

90

BACK CARE CHAIRS

100

BISTRO TABLES, CHAIRS & BENCHES

116

BREAKOUT & COLLABORATIVE SEATING

128

ACOUSTIC PODS, PHONE BOOTHS & WALL PANELS

...hand-picked furniture
for excellence in business

RECEPTION DESKS & SEATING



Delivery: 3 WEEKS

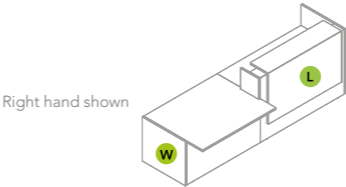
Z2

Reception Desk

Straight composition with closing side panels; wheelchair accessible - left or right hand options; available in 4 melamine colours, 18 lacquered front panel colour options.

- 1130 (mm) high.

LEFT HAND		
Z2C55	W: 2860 D: 1125	€ 2,235
Z2C56	W: 3060 D: 1125	€ 2,360
RIGHT HAND		
Z2C57	W: 2860 D: 1125	€ 2,235
Z2C58	W: 3060 D: 1125	€ 2,360



Delivery: 3 WEEKS

Z2

Reception Desk

Straight composition with closing side panels; available in a choice of 4 melamine colours and 18 lacquered front panel colours.

- 1130 (mm) high.

LED lighting option P.O.A.

Z2C71	W: 1260 D: 880	€ 1,580
Z2C72	W: 1460 D: 880	€ 1,698
Z2C73	W: 1660 D: 880	€ 1,910

MELAMINE COLOUR UNIT OPTIONS = W

wenge

canaletto walnut

olmo

bianco

LACQUERED FRONT PANEL OPTIONS = L

beige

grey

orange

yellow

beige grey

grey white

blue

grey brown

pigeon blue

silk grey

shadow grey

traffic black

red

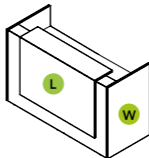
telegrey

purple

white

green

sapphire





Delivery: 3 WEEKS

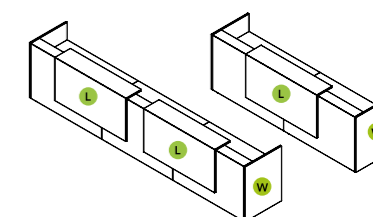


Z2 Reception Desk

Single and double panel straight composition with closing side panels; available in 4 melamine colours, 18 lacquered front panel colour options.

• 1130 (mm) high.

SINGLE PANEL		
Z2C01	W: 2460 D: 880	€ 2,206
Z2C02	W: 2860 D: 880	€ 2,365
Z2C03	W: 3260 D: 880	€ 2,545
Z2C04	W: 2060 D: 880	€ 2,055
DOUBLE PANEL		
Z2C10	W: 3660 D: 880	€ 3,590
Z2C11	W: 4260 D: 880	€ 3,865
Z2C12	W: 4860 D: 880	€ 4,180



MELAMINE COLOUR UNIT OPTIONS = W



LACQUERED FRONT PANEL OPTIONS = L



Delivery: 3 WEEKS



CUBE Reception Seating

Single, two and three seater option offers an elegant retro image. Chrome surrounds, visible from every angle; Available in black or white leather finish.

SINGLE SEATER ARMCHAIR

CUBE-601-1 W: 770 D: 775 H: 710 € 450

2 SEATER SOFA

CUBE-601-2 W: 775 D: 775 H: 710 € 650

3 SEATER SOFA

CUBE-601-3 W: 950 D: 775 H: 710 € 850




CUBE - 610 - 1



CUBE - 610 - 2






Delivery: 3 WEEKS



RECEPTION COUNTER

Modular reception counter with 25mm tops; wooden base units fitted with modesty panel, adjustable feet and one cable port. curved modular components are available in metal and acrylic finishes P.O.A; available in 13 melamine colours.

COLOUR OPTIONS:



BASE UNIT

• 740 (mm) high

GRECB8	W: 800 D: 800	€ 390
GRECB12	W: 1200 D: 800	€ 420
GRECB16	W: 1600 D: 800	€ 465



DISABLED ACCESS BASE UNIT

• 740 (mm) high

GRECB8DDA	W: 800 D: 800	€ 500
GRECB12DDA	W: 1200 D: 800	€ 525
GRECB16DDA	W: 1600 D: 800	€ 570



TOP BOX

• 420 (mm) high

GRECTB8	W: 800 D: 350	€ 230
GRECTB12	W: 1200 D: 350	€ 250
GRECTB16	W: 1600 D: 350	€ 295



90° TOP BOX - LARGE & SMALL

• 420 (mm) high

LARGE GREC90TBL	W: 1080 D: 350	€ 472
SMALL GREC90TBS	W: 800 D: 350	€ 445



90° LARGE OR SMALL CORNER BASE UNITS

• 740 (mm) high

SMALL GREC90BS	W: 1200 D: 800	€ 770
LARGE GREC90BL	W: 1600 D: 800	€ 825



45° BASE & TOP UNIT

• 740 (mm) high

BASE GRECB45	W: 1837 D: 922	€ 660
TOP GRECTB45	W: 1837 D: 922	€ 445




KICKPLATE


H:100mm, stainless steel

KP45	45°	€ 180
KP590	SMALL 90°	€ 175
KPL90	LARGE 90°	€ 180
KP6	W: 600	€ 125
KP8	W: 800	€ 130
KP10	W: 1000	€ 135
KP12	W: 1200	€ 145
KP14	W: 1400	€ 150
KP16	W: 1600	€ 160
KP18	W: 1800	€ 170
KP20	W: 2000	€ 180





HEIGHT ADJUSTABLE DESKS



VOLT crank height adjustable desk

WHY CHOOSE height adjustable desks?

Research suggests that alternating between sitting and standing posture at work benefits health and productivity. So why not try these innovative desks in your organisation?

Below is a simple comparison chart that details our three **HEIGHT ADJUSTABLE** ranges along with full specification of the main selling points.

	Volt	Aerial	Conset
Positioning	Mid-Range	Mid-Range	Budget
Warranty	5 years**	5 years**	1 year**
Available Shapes	Rectangular & Radial	Rectangular	Rectangular
Available Desk Depth	800mm & 600/800mm	600mm & 800mm	800mm
Frame Colour	Silver & White	Silver & White	Silver Only
Available Widths	1200-1800mm	1000-1800mm	1600 & 1800mm
Desktop Movement	38mm/second	38mm/second	25mm/second
Height Adjustment	705-1205mm	620-1270mm	680-1180mm
Desk Control SW*	○	●	○
Mobile App Control*	○	●	○
Piezo Anti-Collision	○	○	○
Cable Trays Included	○	○	○
Sliding Tops	○	○	○
Double Bench Option	○	○	○

* Bluetooth Adapter required for The LINAK Bluetooth® Desk Control app. Not supplied as standard.
** 5 year guarantee on electric components.

VOLT

Height Adjustable



Delivery: 3 WEEKS



Electric adjustability; Extremely competitive pricing; 25mm top with 2 x cable ports; Digital display showing height; Load capacity 80kg; 1200mm/1400mm/1600mm and 1800mm widths; Silver or White frame.

- Adjustment from 705mm – 1205mm.

800 DEEP VOLT ELECTRIC SINGLE

VHA12	1200 Single	W: 1200 D: 800	€ 899
VHA14	1400 Single	W: 1400 D: 800	€ 919
VHA16	1600 Single	W: 1600 D: 800	€ 939
VHA18	1800 Single	W: 1800 D: 800	€ 979



Crank handle adjustability; Extremely competitive pricing; 25mm top with 2 x cable ports; Load capacity 80kg; 1200mm/1400mm/1600mm and 1800mm widths; Silver or White frame.

- Adjustment from 705mm – 1205mm.

800 DEEP VOLT CRANK SINGLE

VCHA12	1200 Single	W: 1200 D: 800	€ 759
VCHA14	1400 Single	W: 1400 D: 800	€ 789
VCHA16	1600 Single	W: 1600 D: 800	€ 839
VCHA18	1800 Single	W: 1800 D: 800	€ 899



Radial; Electric adjustability; Extremely competitive pricing; 25mm top with 3 x cable ports; Load capacity 80kg; 1200mm /1400mm/1600mm and 1800mm widths; Silver or White frame.

- Adjustment from 705mm – 1205mm.

800 DEEP VOLT RADIAL SINGLE

VJHA12	1200 Single	W: 1200/1200 D: 800/600	€ 1,379
VJHA14	1400 Single	W: 1400/1200 D: 800/600	€ 1,429
VJHA16	1600 Single	W: 1600/1200 D: 800/600	€ 1,489
VJHA18	1800 Single	W: 1800/1200 D: 800/600	€ 1,549



AERIAL

Height Adjustable



Desktop movement speed of 38mm/s

Aerial height adjustable desking has made office desk assembly quick and easy

Delivery: 3 WEEKS

WARRANTY

10

YEARS

3 Stage Dual Motor LINAK Lifting Mechanism; Height Adjustment of 620-1270mm; 38mm/second desktop movement speed; 100kg Lifting Capacity (minus the top); 5 year guarantee on electric components, 10 years on frame/top; 25mm MFC desk tops with Twin Cable Ports; Standard Controller supplied; Desktop software + Prem Controller available

- Adjustment from 620 to 1270mm

600 & 800 DEEP AERIAL DESK

AHA106	1000 Single	W: 1000 D: 600	€ 1,180
AHA126	1200 Single	W: 1200 D: 600	€ 1,210
AHA146	1400 Single	W: 1400 D: 600	€ 1,240
AHA166	1600 Single	W: 1600 D: 600	€ 1,290
AHA186	1800 Single	W: 1800 D: 600	€ 1,310
AHA10	1000 Single	W: 1000 D: 800	€ 1,180
AHA12	1200 Single	W: 1200 D: 800	€ 1,210
AHA14	1400 Single	W: 1400 D: 800	€ 1,240
AHA16	1600 Single	W: 1600 D: 800	€ 1,290
AHA18	1800 Single	W: 1800 D: 800	€ 1,310

COLOUR TOP OPTIONS:



COLOUR FRAME OPTIONS:



CONSET

Height Adjustable



Delivery: EXPRESS



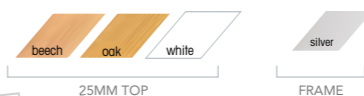
The electric height adjustable sit-stand desk comes complete with an adjustable silver coated frame which has an 80kg lifting capacity; Complete with wooden top; Fitted with cable portholes.

- Adjustable range: 680-1180 (mm) high.

800 DEEP RECTANGULAR DESK

501-25 9S084/160	1600 Desk	W: 1600 D: 800	€ 600
501-25 9S084/180	1800 Desk	W: 1800 D: 800	€ 680

COLOUR OPTIONS:



DETAIL: Two-way switch

EASY TO ASSEMBLE



ECONOMY DESKING, STORAGE & MEETING TABLES



CANTILEVER Desking

Delivery: EXPRESS


25mm desk tops; 2mm ABS edging; Metal to metal fixings; Fitted with cable portholes; Silver coated double spoke cantilever leg frame; Adjustable feet. Stocked in Beech and Oak, Rectangular available in White.

- All Desks 730 (mm) high.

RECTANGULAR

			BEECH/OAK	WHITE
MD128	1200 Desk	W: 1200 D: 800	€ 169	€ 179
MD148	1400 Desk	W: 1400 D: 800	€ 179	€ 189
MD168	1600 Desk	W: 1600 D: 800	€ 189	€ 199
MD188	1800 Desk	W: 1800 D: 800	€ 209	-

COLOUR OPTIONS:



2 CABLE PORTHOLES

RADIAL

MRD16L/R	1600 Desk	W: 1600/1200 D: 800/600	€ 240
MRD18L/R	1800 Desk	W: 1800/1200 D: 800/600	€ 240

- Specify left/right hand

COLOUR OPTIONS:



3 CABLE PORTHOLES



PEDESTALS




Delivery: EXPRESS

Solid box drawer construction; A4 or foolscap filing; Metal to metal fixings; 25mm tops; 2mm ABS edging; Silver coated metal handles; Adjustable feet or castors; Locking with 2 keys. **Stocked in Beech and Oak, mobile pedestal available in White.**

DESK MOBILE PEDESTAL

			BEECH/OAK	WHITE
MMP2	2 Drawer	W: 430 D: 500 H: 510	€ 159	€ 169
MMP3	3 Drawer	W: 430 D: 500 H: 510	€ 159	€ 169

COLOUR OPTIONS:



DESK HIGH PEDESTAL

MDHP63	3 Drawer	W: 430 D: 600 H: 730	€ 169
MDHP83	3 Drawer	W: 430 D: 800 H: 730	€ 199

COLOUR OPTIONS:



STEEL MOBILE PEDESTAL

BV40	3 Drawer	W: 400 D: 500 H: 600	€ 199
BV30	3 Drawer - Slimline	W: 300 D: 500 H: 600	€ 199

COLOUR OPTIONS:



OPEN & DOUBLE DOOR Storage




Delivery: EXPRESS

25mm top/bottom; Full 18mm solid back board; 2mm ABS edging; Metal to metal fixings; Adjustable shelves accommodating foolscap lever arch files; Adjustable feet. **Stocked in Beech and Oak.**

OPEN BOOKCASES

MCOH	1 Shelf	H: 730 W: 800 D: 600	€ 140
MB8	1 Shelf	H: 800 W: 800 D: 400	€ 150
MB16	3 Shelves	H: 1600 W: 800 D: 400	€ 230
MB20	4 Shelves	H: 2000 W: 800 D: 400	€ 310

COLOUR OPTIONS:




Delivery: EXPRESS

25mm top/bottom; Full 18mm solid back board; 2mm ABS edging; Metal to metal fixings; Adjustable shelves accommodating foolscap lever arch files; Silver coated metal handles; Adjustable feet. Locking with 2 keys. **Stocked in Beech and Oak.**

DOUBLE DOOR CUPBOARDS

MCDH	1 Shelf	H: 730 W: 800 D: 600	€ 200
MC8	1 Shelf	H: 800 W: 800 D: 400	€ 220
MC16	3 Shelves	H: 1600 W: 800 D: 400	€ 319
MC20	4 Shelves	H: 2000 W: 800 D: 400	€ 439

COLOUR OPTIONS:





MEETING Tables

Delivery: EXPRESS




25mm top; 2mm ABS edging; Metal to metal fixings; Silver coated square metal legs; Adjustable feet; Seats 4 people. Stocked in Beech and Oak.

ROUND MEETING TABLE

MRT10B	1000 Dia, seats 4	DIAMETER: 1000 H: 730	€ 240
MRT12B	1200 Dia, seats 4	DIAMETER: 1200 H: 730	€ 250

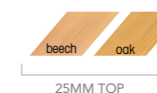
COLOUR OPTIONS:



D-END MEETING TABLES

MBT18	1800, seats 6	W: 1800 D: 1200 H: 730	€ 480
MBT24	2400, seats 8	W: 2400 D: 1200 H: 730	€ 680

COLOUR OPTIONS:



FLEXIBLE Tables



Delivery: EXPRESS



25mm tops; 2mm ABS edging; Metal to metal fixings; Chrome folding legs; Adjustable feet; Rectangular and D-End options. Stocked in Beech.

FOLDING TABLES

MFOLD16	Rectangular	W: 1600 D: 800 H: 750	€ 270
MFOLDSC16	Semi-Circular	W: 1600 D: 800 H: 750	€ 290

COLOUR OPTIONS:



FOLDING LEGS

25mm tops; 2mm ABS edging; Metal to metal fixings; Silver coated square metal legs; Adjustable feet. Stocked in Beech.

RECTANGULAR TABLES

MRECT12B	1200 Table	W: 1200 D: 800 H: 745	€ 190
MRECT14B	1400 Table	W: 1400 D: 800 H: 745	€ 200
MRECT16B	1600 Table	W: 1600 D: 800 H: 745	€ 210
MRECT18B	1800 Table	W: 1800 D: 800 H: 745	€ 230

COLOUR OPTIONS:



FITMENTS

Delivery: 2 WEEKS





FSA1



GA1



FSA2



GA2

The FSA arm (Articulated flat screen arm) is available with either through desk, edge clamp and top fix fittings. FSA can be adjusted to any height via the 'quick release clamp' and is supplied with both a universal 75mm VESA plate and 100mm VESA plate.

- Complete with through desk and clamp fixing as standard
- Universal 75mm and 100mm VESA plate fixing included
- Includes pre-installed wipe in cable management
- Can be adjusted to various heights with the quick release clamp
- Weight capacity 20kg (each arm)
- Available in White, Silver and Black

MONITOR ARMS MANUAL ADJUSTMENT

FSA	Single Arm	€ 169
FSA2	Double Arm	€ 275

GA range of gas monitor arms provides an excellent solution to any office desk. GA is available as a single, double and tool rail arm. Not only does this fantastic range help the end user free up valuable desk space but also helps promote good posture! Available in White, Silver and Black.

MONITOR ARMS GAS MANUAL ADJUSTMENT

GA1	Single Arm	€ 225
GA2	Double Arm	€ 375

FITMENTS

Delivery: 2 WEEKS



The chrome finished basket will help place all wires to reduce knots, prevent trip hazards and allow the end user to easy add, remove and change wires if required.

CABLE MANAGEMENT WIRE BASKET

WB0800TS	800mm wide	€ 52
WB1000TS	1000mm wide	€ 54
WB1200TS	1200mm wide	€ 69
WB1400TS	1400mm wide	€ 79

For use on 25mm thick desk tops, simply fold out and fix to desk with screws provided, Weight capacity 20Kg (subject to desk material). Height adjustment from approx 320mm to 500mm.



CABLE MANAGEMENT CPU HOLDER

BCPUSR	Silver	€ 64
BCPUWH	White	€ 64

The cable spines flexible plastic trunking allows cables to be placed free from damage and knots.

CABLE MANAGEMENT CABLE SPINES

ROSPOP	Opaque	€ 25
ROSPBL	Black	€ 25
ROSPGR	Grey	€ 25



DESK POWER ACCESSORIES



CRW12G3100000
Chroma 2 Power & Smart Charge € 179



2PELW1P/SC/1D
Port-EI 1 Power & Smart Charge € 180



APD2P/1S/2D/HD-2
Aero Flip 2 Power, 2 Data & HDMI € 290



PMK403
PMK403 Extension € 19



ML3MB
Mains Leads 3M € 12

Contact our sales team for more information

DESKTOP & FLOORSTANDING SCREENS

Floor Screens are an inexpensive solution to transform an open plan office into an efficient and stylish workplace.

Desk Mounted Screens improve privacy in open plan areas and help bring noise levels down.

Trim
choice of
Silver or
Graphite

Screens are available as linking or non-linking, 32-35mm thick, pinable and are manufactured to order in our factory. All screens come with a 5 YEAR WARRANTY.

When a linking strip is fitted, SCREEN CREEP will occur therefore EXACT SIZES MUST be specified.

ALL SCREENS
ARE MADE
TO ORDER

DESKTOP Screens

Delivery: 7-10 DAYS





Every screen is supplied with 2 desk clamps to fit various desking range tops up to 50mm. Desk top screens can be manufactured with a linking option to create a 3 or 4 cluster and **must be specified at time of ordering.**

When a linking strip is fitted, SCREEN CREEP will occur therefore EXACT SIZES MUST be specified.



2 DESK BRACKETS ARE SUPPLIED WITH EVERY SCREEN TO FIT VARIOUS DESK TOPS UP TO 50MM THICK.

DESKTOP SCREENS

AVAILABLE IN 4 HEIGHTS
STRAIGHT: 320, 400 & 500 (mm)
WAVE: 320/500 (mm)

AVAILABLE IN 7 WIDTHS
800, 1000, 1200, 1500
1600, 1625, 1800 (mm)

Other sizes available on request



COLOUR OPTIONS:
See pages 34-35 for fabric colours.
Choice of Silver or Graphite trim.



Delivery: 7-10 DAYS





WAVE - 320/500mm HIGH

		CARA	LUCIA
HW805	W: 800 H: 320/500	€ 195	€ 215
HW1005	W: 1000 H: 320/500	€ 199	€ 219
HW1205	W: 1200 H: 320/500	€ 205	€ 225
HW1505	W: 1500 H: 320/500	€ 208	€ 227
HW1605	W: 1600 H: 320/500	€ 215	€ 229
HW162505	W: 1625 H: 320/500	€ 219	€ 235
HW1805	W: 1800 H: 320/500	€ 229	€ 265

RECTANGULAR - 320mm HIGH

		CARA	LUCIA
HD803	W: 800 H: 320	€ 155	€ 165
HD1003	W: 1000 H: 320	€ 159	€ 169
HD1203	W: 1200 H: 320	€ 165	€ 175
HD1503	W: 1500 H: 320	€ 169	€ 189
HD1603	W: 1600 H: 320	€ 175	€ 215
HD162503	W: 1625 H: 320	€ 185	€ 215
HD1803	W: 1800 H: 320	€ 195	€ 225

RECTANGULAR - 400mm HIGH

		CARA	LUCIA
HD804	W: 800 H: 500	€ 165	€ 175
HD1004	W: 1000 H: 500	€ 169	€ 179
HD1204	W: 1200 H: 500	€ 175	€ 185
HD1504	W: 1500 H: 500	€ 179	€ 189
HD1604	W: 1600 H: 500	€ 185	€ 195
HD162504	W: 1625 H: 500	€ 189	€ 219
HD1804	W: 1800 H: 500	€ 199	€ 229

RECTANGULAR - 500mm HIGH

		CARA	LUCIA
HD805	W: 800 H: 500	€ 179	€ 189
HD1005	W: 1000 H: 500	€ 189	€ 199
HD1205	W: 1200 H: 500	€ 189	€ 199
HD1505	W: 1500 H: 500	€ 195	€ 209
HD1605	W: 1600 H: 500	€ 199	€ 219
HD162505	W: 1625 H: 500	€ 209	€ 235
HD1805	W: 1800 H: 500	€ 215	€ 249



FLOOR STANDING & LINKING Screens

Delivery: 7-10 DAYS






FLOOR SCREENS create privacy, help reduce office noise and transform open plan offices into stylish workspaces, without reducing natural daylight.

Working areas can be created or a continuous run of screens can provide a temporary partition in halls or corridors. 2 way linking strips are supplied with every linking screen and for various other configurations 3 and 4 way linking strips are available.

Prefix orders for **FREESTANDING SCREENS** with **HS**, and **LINKING SCREENS** with **HL**.



EVERY **FREESTANDING SCREEN** IS SUPPLIED WITH 2 METAL FEET



EVERY **LINKING FLOOR SCREEN** IS SUPPLIED WITH 2 ADJUSTABLE FEET.

*For configurations that are not self supporting, metal feet **MUST** be used for added stability.*



COLOUR OPTIONS:
See pages 34-35 for fabric colours.

Choice of Silver or Graphite trim.
*The factory by default will manufacture with graphite trim. **Please specify on order.***

Other sizes available on request

LINKING STRIPS

LINKSTRIPGR	2 WAY LINKING STRIP IN GRAPHITE (PER METRE)	€ 7.50
LINKSTRIPSIL	2 WAY LINKING STRIP IN SILVER (PER METRE)	€ 7.50
3LINKSTRIPGR	3 WAY LINKING STRIP IN GRAPHITE (PER METRE)	€ 9.50
3LINKSTRIPSIL	3 WAY LINKING STRIP IN SILVER (PER METRE)	€ 9.50
4LINKSTRIPGR	4 WAY LINKING STRIP IN GRAPHITE (PER METRE)	€ 11.50
4LINKSTRIPSIL	4 WAY LINKING STRIP IN SILVER (PER METRE)	€ 11.50

FLOOR STANDING & LINKING Screens

AVAILABLE IN 3 HEIGHTS 1200, 1600, 1800 (mm) and available in 8 widths 600, 800, 1000, 1200, 1400, 1500, 1600, 1800 (mm) (1800 x 1800 screens not available due to fabric width)

FLOOR SCREEN - 1200mm HIGH

FREESTANDING / LINKING		CARA	LUCIA
HS/HL612	W: 600 H: 1200	€ 179	€ 205
HS/HL812	W: 800 H: 1200	€ 209	€ 235
HS/HL1012	W: 1000 H: 1200	€ 219	€ 255
HS/HL1212	W: 1200 H: 1200	€ 235	€ 279
HS/HL1412	W: 1400 H: 1200	€ 237	€ 285
HS/HL1512	W: 1500 H: 1200	€ 239	€ 289
HS/HL1612	W: 1600 H: 1200	€ 255	€ 299
HS/HL1812	W: 1800 H: 1200	€ 265	€ 325

FLOOR SCREEN - 1600mm HIGH

FREESTANDING / LINKING		CARA	LUCIA
HS/HL616	W: 600 H: 1600	€ 195	€ 229
HS/HL816	W: 800 H: 1600	€ 225	€ 259
HS/HL1016	W: 1000 H: 1600	€ 230	€ 269
HS/HL1216	W: 1200 H: 1600	€ 249	€ 299
HS/HL1416	W: 1400 H: 1600	€ 259	€ 309
HS/HL1516	W: 1500 H: 1600	€ 269	€ 319
HS/HL1616	W: 1600 H: 1600	€ 275	€ 325
HS/HL1816	W: 1800 H: 1600	€ 285	€ 335

FLOOR SCREEN - 1800mm HIGH

FREESTANDING / LINKING		CARA	LUCIA
HS/HL618	W: 600 H: 1800	€ 205	€ 245
HS/HL818	W: 800 H: 1800	€ 255	€ 309
HS/HL1018	W: 1000 H: 1800	€ 265	€ 329
HS/HL1218	W: 1200 H: 1800	€ 269	€ 339
HS/HL1418	W: 1400 H: 1800	€ 279	€ 354
HS/HL1518	W: 1500 H: 1800	€ 285	€ 355
HS/HL1618	W: 1600 H: 1800	€ 289	€ 359



Metal feet in silver or graphite fitted to freestanding screens.

EXTRA METAL FEET:
€40 per pair

FLOOR STANDING & DESK TOP Screens



Floor Standing Screens
1200mm high

D1/128	W: 800 H: 1200	€ 270
D1/1210	W: 1000 H: 1200	€ 279
D1/1212	W: 1200 H: 1200	€ 286
D1/1214	W: 1400 H: 1200	€ 292
D1/1215	W: 1500 H: 1200	€ 298
D1/1216	W: 1600 H: 1200	€ 305
D1/1218	W: 1800 H: 1200	€ 336
D1/1220	W: 2000 H: 1200	€ 367

Delivery: 3 WEEKS



Fabric screens with either raised or flat stitching; 30mm carcass as standard on flat and desk mounted screens; 2 height adjuster; free standing screens fabric trim and 2 feet as standard; desk mounts supplied with DB1 brackets unless otherwise specified; all feet dark grey as standard; any size available; all brackets available as standard; use next price up for odd sizes.

Floor Standing Screens
1600mm high

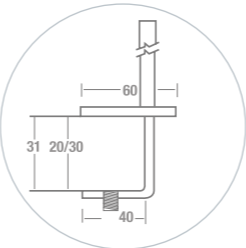
D1/168	W: 800 H: 1600	€ 292
D1/1610	W: 1000 H: 1600	€ 298
D1/1612	W: 1200 H: 1600	€ 305
D1/1614	W: 1400 H: 1600	€ 314
D1/1615	W: 1500 H: 1600	€ 330
D1/1616	W: 1600 H: 1600	€ 336
D1/1618	W: 1800 H: 1600	€ 376

Desk Mounted Screens
380mm high

D1/DMS/388	W: 800 H: 380	€ 148
D1/DMS/3810	W: 1000 H: 380	€ 160
D1/DMS/3812	W: 1200 H: 380	€ 170
D1/DMS/3814	W: 1400 H: 380	€ 176
D1/DMS/3816	W: 1600 H: 380	€ 182
D1/DMS/3818	W: 1800 H: 380	€ 204
D1/DMS/3820	W: 2000 H: 380	€ 217
D1/DMS/3822	W: 2200 H: 380	€ 248



ALU Trim Desk Top Screens



DB1 SCREW FIX - 25MM

- 2 DB1 desk clamps are supplied with every screen.
- All widths quoted include posts.
- All brackets available as standard.
- Desk top screens 1600mm and over are standard with three bracket holes.

OPTIONAL LINKING



2 Way Link



3 Way Link



4 Way Link

Delivery: 10-15 DAYS



Aluminium Trim desk top screens; robust STRAIGHT screens supplied with SILVER SATAN aluminium posts; silver post in-fills; 35mm carcass as standard; all desk top screens are supplied with DB1 brackets.

RECTANGULAR - 380mm HIGH

D30/DMS/388	W: 800 H: 380	€ 179
D30/DMS/3810	W: 1000 H: 380	€ 188
D30/DMS/3812	W: 1200 H: 380	€ 195
D30/DMS/3814	W: 1400 H: 380	€ 210
D30/DMS/3816	W: 1600 H: 380	€ 223
D30/DMS/3818	W: 1800 H: 380	€ 239

RECTANGULAR - 480mm HIGH

D30/DMS/488	W: 800 H: 480	€ 192
D30/DMS/4810	W: 1000 H: 480	€ 204
D30/DMS/4812	W: 1200 H: 480	€ 210
D30/DMS/4814	W: 1400 H: 480	€ 223
D30/DMS/4816	W: 1600 H: 480	€ 232
D30/DMS/4818	W: 1800 H: 480	€ 257

COLOUR OPTIONS:







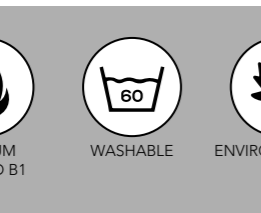
























Cara

Cara is a plain weave panel fabric available in a wide selection of commercial colourways. One of our most popular vertical surface fabrics, Cara is used extensively on desk screens, wallsides and on pin boards.

This fabric is largely acoustically transparent and as such is ideal to be used as a decorative facing for sound absorbing boards.

SCREEN FABRICS	CARA			
 CIGARETTES & MATCH	 MEDIUM HAZARD B1	 WASHABLE	 ENVIRONMENTAL	 5 YEAR GUARANTEE
 CARA: Vit EJ184	 CARA: Inverness EJ175			
 CARA: Easdale EJ188	 CARA: Dolphin EJ105	 CARA: Walten EJ011	 CARA: Clunie EJ180	 CARA: Galilee EJ125
 CARA: Staffa EJ185	 CARA: Carron EJ015	 CARA: Adriatic EJ154	 CARA: Ronay EJ189	 CARA: Lora EJ187
 CARA: Portland EJ016	 CARA: Lead EJ104	 CARA: Chaucer EJ172	 CARA: Clan EJ169	 CARA: Merrick EJ048
 CARA: Lerwick EJ194	 CARA: Black EJ138	 CARA: Pitlochry EJ076	 CARA: Lossie EJ197	 CARA: Tummel EJ038

Due to the limitations of the printing process colours may not be 100% accurate, please request samples.































Lucia

100% recycled



Lucia is an ever popular crepe weave synthetic panel fabric. It's manufactured from 100% recycled polyester saving virgin raw materials and for a reduced environmental footprint. With a non lustrous appearance, it has a bold and bright colour palette.

This fabric is largely acoustically transparent and as such is ideal to be used as a decorative facing for sound absorbing boards.

SCREEN FABRICS	LUCIA			
 CIGARETTES & MATCH	 MEDIUM HAZARD B1	 WASHABLE	 ENVIRONMENTAL	 5 YEAR GUARANTEE
 LUCIA: Costa YB026	 LUCIA: Curacao YB005	 LUCIA: Slip YB094	 LUCIA: Rum YB086	 LUCIA: Steel YB095
 LUCIA: Ocean YB100	 LUCIA: Scuba YB089	 LUCIA: Martinique YB004	 LUCIA: Bluebell YB097	 LUCIA: Tarot YB090
 LUCIA: Bridgetown YB102	 LUCIA: Diablo YB101	 LUCIA: Belize YB105	 LUCIA: Lobster YB087	 LUCIA: Solano YB088
 LUCIA: Calypso YB106	 LUCIA: Jamaica YB027	 LUCIA: Adobo YB165	 LUCIA: Sandstorm YB302	 LUCIA: Turtle YB098
 LUCIA: Havana YB009	 LUCIA: Sombrero YB046	 LUCIA: Windjammer YB047	 LUCIA: Apple YB096	 LUCIA: Blizzard YB108

Due to the limitations of the printing process colours may not be 100% accurate, please request samples.

STEEL FILING & STORAGE



FILING Cabinets - MAINLINE



Delivery: EXPRESS

10

WARRANTY

THANKS FOR

8

TM

Swan neck grip handle; Each drawer has high sides for additional strength; Fitted with smooth action suspension slides; Accommodates foolscap suspended filing; 100% drawer opening for maximum filing space; Anti-tilt device is fitted as standard; 40 kilo drawer capacity; Locking with 2 keys (Master Series). Available in Grey and Coffee/Cream.

Tested by FIRA to BS EN 14073:2004 Parts 2-3 & BS EN 14074:2004

40

KG

AM2	2 Drawer	H: 705 W: 460 D: 620	€ 190
AM3	3 Drawer	H: 1016 W: 460 D: 620	€ 200
AM4	4 Drawer	H: 1321 W: 460 D: 620	€ 210

COLOUR OPTIONS:



COMPRESSOR PLATE AMCP TO DIVIDE DRAWER €10

FILING Cabinets - COLOURED



Delivery: EXPRESS

10

WARRANTY

THANKS FOR

8

TM

Swan neck grip handle; Each drawer has high sides for additional strength; Fitted with smooth action suspension slides; Accommodates foolscap suspended filing; 100% drawer opening for maximum filing space; Anti-tilt device is fitted as standard; 40 kilo drawer capacity; Locking with 2 keys (Master Series). Available in Red, Blue, Silver, Black and White.

Tested by FIRA to BS EN 14073:2004 Parts 2-3 & BS EN 14074:2004

40

KG

AM2	2 Drawer	H: 705 W: 460 D: 620	€ 200
AM4	4 Drawer	H: 1321 W: 460 D: 620	€ 230

COLOUR OPTIONS:



2 & 4 DRAWER FILING ONLY

SIDE FILING Cabinets

Delivery: 7-10 DAYS

10

WARRANTY

THANKS FOR

100%

ENVIRONMENTAL

FRRIENDLY

B

TM

Swan neck grip handle; Each drawer has high sides for additional strength; Two cross bars in each drawer to facilitate A4 or foolscap filing; 100% drawer opening for maximum filing space; Anti-tilt device is fitted as standard; 40 kilo drawer capacity; Locking with 2 keys (Master Series). Available in Grey, Silver and White.



			silver / white	grey
AMSD208	2 Drawer	H: 705 W: 800 D: 470	€ 490	€ 490
AMSD308	3 Drawer	H: 1016 W: 800 D: 470	€ 660	€ 660
AMSD408	4 Drawer	H: 1321 W: 800 D: 470	€ 680	€ 680
AMSD210	2 Drawer	H: 705 W: 1000 D: 470	€ 660	€ 660
AMSD310	3 Drawer	H: 1016 W: 1000 D: 470	€ 680	€ 680
AMSD410	4 Drawer	H: 1321 W: 1000 D: 470	€ 740	€ 740

COLOUR OPTIONS:

white

silver

grey

2, 3 & 4 DRAWER FILING

Optimise your storage...

Wooden finished tops are available, any length and in a choice of 13 colours to match any project.



DOUBLE DOOR Cupboards - CONTRACT

Delivery: EXPRESS

10

WARRANTY

THANKS FOR

100%

ENVIRONMENTAL

FRRIENDLY

B

TM

Fitted with two point locking system - Twist handle lock and 2 keys (Master Series); Complete with standard shelves; Accommodates lateral filing pockets; Complete range of internal fitments available, see page 41. Available in Grey, Coffee/Cream and Black.

Tested by FIRA to BS EN 14073:2004 Parts 2-3 & BS EN 14074:2004



			grey / cream	black / white
AC40DD1	1 Shelf	H: 1016 W: 914 D: 457	€ 255	-
AC72DD3	3 Shelves	H: 1829 W: 914 D: 457	€ 280	€ 280
AC82DD4	4 Shelves	H: 2083 W: 914 D: 457	€ 410	-

COLOUR OPTIONS:

grey


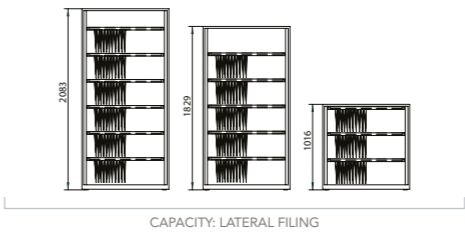
coffee

cream

black

white

MAINLINE DOUBLE DOOR CUPBOARD



SIDE OPENING Tambour Units



Delivery: EXPRESS

10

WARRANTY YEARS

10

YEARS ONLY

THANKS FOR

Finger grip handles; Two point locking 2 keys (Master Series); Accommodates lateral filing pockets; Full length magnetic slam rails; **Supplied Empty** - Complete range of internal fitments available, see page 41; Available in Grey and Coffee/Cream.

Tested by FIRA to BS EN 14073:2004 Parts 2-3 & BS EN 14074:2004

AM28SOT	Supplied EMPTY	H:695 W:800 D:486	€ 455
AMEC28SOT	Supplied EMPTY	H:695 W:1000 D:486	€ 475
AM40SOT	Supplied EMPTY	H:1016 W:1000 D:486	€ 475
AM60SOT	Supplied EMPTY	H:1524 W:1000 D:486	€ 499
AM78SOT	Supplied EMPTY	H:1981 W:1000 D:486	€ 525
AM82SOT	Supplied EMPTY	H:2083 W:1000 D:486	€ 725

COLOUR OPTIONS:



SIDE OPENING TAMBOUR UNITS

SIDE OPENING Tambour Units - COLOURED



Delivery: 7-10 DAYS

10

WARRANTY YEARS

10

YEARS ONLY

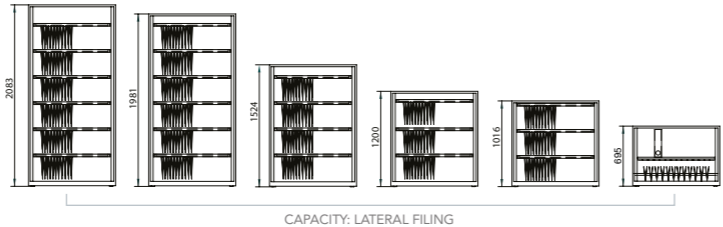
THANKS FOR

Finger grip handles; two point locking 2 keys (Master Series); accommodates lateral filing pockets; full length magnetic slam rails; **Supplied Empty** - complete range of internal fitments available, see page 41; Available in Red, Blue, Silver, White and Black

AM40SOT	Supplied EMPTY	H:1016 W:1000 D:486	€ 489
AM47SOT*	Supplied EMPTY	H:1200 W:1000 D:486	€ 499
AM78SOT	Supplied EMPTY	H:1981 W:1000 D:486	€ 549

*White carcass and doors only

COLOUR OPTIONS:



CAPACITY: LATERAL FILING



ADJUSTABLE HEIGHT LEVER



DISCREET TRACK

CUPBOARD & TAMBOUR INTERNAL FITMENTS



CODE	COLOUR	PRICE
AMS36	grey, cream	€ 26
AMS800	grey	€ 22

STANDARD SHELF
(maximum load 45kg)
AMS800 for AM28SOT only.



CODE	COLOUR	PRICE
AMHD36	grey, cream	€ 30

HEAVY DUTY SHELF
(maximum load 64kg).



CODE	COLOUR	PRICE
AMSF36	grey	€ 44
AMVD7 (PK5)	grey	€ 34

SLOTTED SHELF & 7" VERTICAL DIVIDER
Slotted shelf to take AMVD7. 7" vertical dividers (sold separately). Maximum load 45kg.



CODE	COLOUR	PRICE
AMROF	grey	€ 125

ROLL OUT FILING FRAME
(Bracket required)
Takes foolscap or A4 filing pockets.

WARNING: When one Roll out fitment is required an AMB Bracket **MUST** be used. Roll out fitments should always be fitted in the bottom half of units. Anti-tilt brackets **MUST** be used when fitting two or more roll out fitments. Maximum of 3 Roll out fitments per unit.



CODE	COLOUR	PRICE
AMLFS	grey	€ 40
AMLFS33	grey	€ 45
AZLFZ*	grey	€ 20

DUAL PURPOSE SHELF
Hanging pockets AMLFS, 27cm and AMLFS33, 33cm pockets. *For SLIMLINE Cupboards ONLY.



CODE	COLOUR	PRICE
AMWS36	grey, cream	€ 50

WARDROBE SHELF
Fitted with a coat rail.



CODE	COLOUR	PRICE
AMVD9	grey	€ 28

9" DIVIDER
For use with AMS36 and AMHD36.
(maximum load 45kg).



CODE	COLOUR	PRICE
AMROT	grey	€ 110

ROLL OUT TRAY
(Bracket required)
(maximum load 45kg)



CODE	COLOUR	PRICE
AML36	grey, cream	€ 28

LATERAL FILING FRAME
Overall pocket height +13mm.



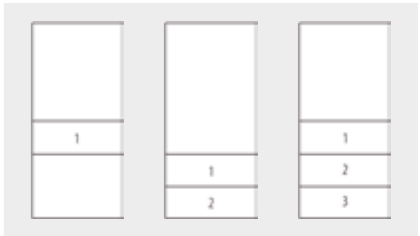
CODE	COLOUR	PRICE
AMCOMP	grey, cream	€ 219

COMPARTMENT SHELF
Filing shelf fitted with 16 A4 compartments.



CODE	COLOUR	PRICE
AMPORS	grey	€ 108

PULL OUT FILING SHELF
(maximum load 45kg).



CODE	COLOUR	PRICE
AMB	black	€ 34
AMAT2	black	€ 80
AMAT3	black	€ 92

ANTI-TILT BRACKETS
When more than one roll out fitment is fitted, anti-tilt brackets AMAT2 or AMAT3 must be used.

SECURITY DOUBLE DOOR Cupboard

Delivery: 7-10 DAYS

10

WARRANTY YEARS

100% SATISFIED OR YOUR MONEY BACK

B


TM

Fitted with a steel hinged cover for added security - locked in position with a padlock (not included); fitted with two point locking system - twist handle lock and 2 keys (Master Series); accommodates lateral filing pockets; **Supplied Empty** - complete range of internal fitments available, see page 41. Available in Grey.



ACSC72	Supplied EMPTY	H: 1829 W: 914 D: 457	€ 330
--------	----------------	-----------------------	-------

COLOUR OPTIONS:



FITTED WITH
STEEL HINGED
LOCK COVER



LOCKED WITH
PADLOCK
(NOT INCLUDED)



SECURITY FILING Cabinets

Delivery: 7-10 DAYS

10

WARRANTY YEARS

100% SATISFIED OR YOUR MONEY BACK

B

TM

Swan neck grip handle; fitted with a full length steel bar. Each drawer has high sides for additional strength; fitted with smooth action suspension slides; accommodates foolscap suspended filing; 100% drawer opening for maximum filing space; anti-tilt device is fitted as standard; 40 kilo drawer capacity; locking with 2 keys (Master Series); Available in Grey.



AMSFC2	2 Drawer	H: 705 W: 460 D: 620	€ 279
AMSFC4	4 Drawer	H: 1321 W: 460 D: 620	€ 340

COLOUR OPTIONS:



LOCKED WITH PADLOCK
(NOT INCLUDED)



SECURITY INDIVIDUAL LOCKING FILING Cabinet

Delivery: 7-10 DAYS

10

WARRANTY YEARS

100% SATISFIED OR YOUR MONEY BACK

B

TM

Swan neck grip handle; a full size steel sheet is fitted between each drawer; each drawer has high sides for additional strength; fitted with smooth action suspension slides; accommodates foolscap suspended filing; 100% drawer opening for maximum filing space; anti-tilt device is fitted as standard; 40 kilo drawer capacity; each drawer has individual lock with 2 keys (Master Series); Available in Grey.



AMIL4	4 Drawer	H: 1321 W: 460 D: 620	€ 420
-------	----------	-----------------------	-------

COLOUR OPTIONS:



STEEL DIVIDING SHEET
TO PREVENT ACCESS
IF DRAWER IS REMOVED



MOBILE Pedestals



cushions can also be added POA

Delivery: EXPRESS

5

WARRANTY


THANKS FOR

8

TM

Flat fronted steel drawers with finger pull; Anti-tilt locking device is fitted preventing a second drawer being opened; Fitted with 4 castors (front 2 are locking); Fifth roller castor prevents tipping when a drawer is open; 2 Box drawers and 1 filing drawer includes plastic pen tray; Filing drawer accepts A4 or Foolscap suspension files; Fitted with lock and 2 keys (Master Series). Available in White and Silver.

BV30	3 Drawer - Slimline	H: 600 W: 300 D: 500	€ 199
BV40	3 Drawer	H: 600 W: 400 D: 500	€ 199

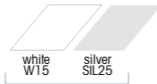


PEN TRAY



FINGER PULL DRAWER & LOCKING

COLOUR OPTIONS:



TAMBOUR/PED Storage Unit



Left Hand shown

Delivery: EXPRESS

5

WARRANTY

THANKS FOR

8

TM

Desk high 3 drawer pedestal combined with Side opening tambour storage unit; SOT doors slide open on a discreet track; SOT is fitted with an 800w shelf; SOT will take Foolscap Lever Arch files when shelf removed; PEDESTAL has flat fronted steel drawers with side finger grip; PEDESTAL has 2 Box drawers and 1 Filing Drawer; Filing Drawer accepts A4 or Foolscap suspension files; Pedestal fitted with Anti Tilt device; Plastic Pen Tray in top drawer; Unit has adjustable feet; SOT and PEDESTAL are locking with 2 keys (Master Series) - Must specify Left or Right Hand units; Available in White.

BVX4SOTR	Right Hand	H: 1200 W: 430 D: 800	€ 509
BVX4SOTL	Left Hand	H: 1200 W: 430 D: 800	€ 509

COLOUR OPTIONS:



OFFICE Locker



Delivery: EXPRESS

5

WARRANTY

THANKS FOR

8

TM

Steel 6 door office locker; Mail slot on each door; Fitted with a shelf; Name holder fitted to each door; Fitted with soft closing hinges; Available in White.

BOM0680	6 Door	H: 1375 W: 800 D: 486	€ 609
---------	--------	-----------------------	-------

COLOUR OPTIONS:



INTERNAL SIZES:
H: 425 W: 375 D: 460

TOWER Unit



Right Hand shown

Delivery: EXPRESS

5

WARRANTY

THANKS FOR

8

TM

Steel tower unit; 1 adjustable shelf and 2 fixed shelves; Fixed floor shelf; Grip handle for easy opening; fitted with Anti Tilt device; Unit has 4 Adjustable levelling feet; locking with 2 keys (Master Series); Optional extra of personal drawer fitted with digital lock BKD1L; Must specify Left or Right hand units; Available in White.

BKT10R.BKD1R	Right Hand	H: 1135 W: 450 D: 800	€ 739
BKT10L.BKD1L	Left Hand	H: 1135 W: 450 D: 800	€ 739

COLOUR OPTIONS:



FILING Cabinets - CONTRACT



Delivery: EXPRESS

Recessed handle and label holder; each drawer has high sides for additional strength; accommodates foolscap suspended filing ONLY; anti-tilt device is fitted as standard; 35 kilo drawer capacity; locking with 2 keys (Master Series); **Available in Grey and Coffee/Cream.**

AC2	2 Drawer	H: 730 W: 460 D: 620	€ 170
AC3	3 Drawer	H: 1024 W: 460 D: 620	€ 180
AC4	4 Drawer	H: 1321 W: 460 D: 620	€ 190

COLOUR OPTIONS:

2, 3 & 4 DRAWER FILING

SLIMLINE DOUBLE DOOR Cupboard



Delivery: 3 WEEKS

The 'AZ' Double Door Cupboard is 400mm deep and comes **complete with 3 AZ Dual Purpose Shelves** as standard; The AZ Dual Purpose Shelf will only fit into the AZ Cupboards and can be used for storage and hanging 330mm Lateral Filing Pockets underneath.Extra AZ Dual Purpose Shelves available: CODE AZLFZ, see page 41; **Available in Grey**

AZ7DD3	3 Shelves	H: 1829 W: 914 D: 381	€ 259
--------	-----------	-----------------------	-------

AZ dual purpose shelf

LOCKERS & Accessories



COMBINATION LOCK

BUTTERFLY LOCK OPTION
(padlock not included)

DIGITAL COMBINATION LOCK

CAM LOCK and 2 keys

DOOR VENT
(on single and 2 door lockers only)



Showing TRIPLE SLOPING TOP

Delivery: 7-10 DAYS

Name holder fitted to every door and full length door stiffener; Single locker fitted with hat shelf and coat hook; 2 door locker fitted with coat hooks; Door vents standard on single and 2 door lockers; Cam lock with 2 keys (master series) - Butterfly lock option; **Available in Grey.**

L1D7022	Single Door	H: 1778 W: 305 D: 305	€ 150
L1D7028	Single Door	H: 1778 W: 305 D: 457	€ 160
L2D7022	2 Door	H: 1778 W: 305 D: 305	€ 180
L2D7028	2 Door	H: 1778 W: 305 D: 457	€ 185
L3D7028	3 Door	H: 1778 W: 305 D: 457	€ 190
L4D7022	4 Door	H: 1778 W: 305 D: 305	€ 194
L4D7028	4 Door	H: 1778 W: 305 D: 457	€ 210
L6D7022	6 Door	H: 1778 W: 305 D: 305	€ 200
L6D7028	6 Door	H: 1778 W: 305 D: 457	€ 235

COLOUR OPTIONS:

SINGLE SLOPING TOP
LST128G €25
 TRIPLE SLOPING TOP
LST328G €60


JANITOR Double Door Cupboard



Delivery: 7-10 DAYS

Two ‘Z’ doors with ventilation perforation holes; name holder fitted on every door; full length door stiffener on every door; each compartment is fitted with a coat rail; fitted with a camlock and 2 keys Master Series; butterfly locks can be fitted as an option (padlock not supplied); **Available in Grey.**

L2DZ	H: 1829 W: 380 D: 457	€ 250
------	-----------------------	-------



Delivery: 7-10 DAYS

Fitted with a two point locking system; full length door stiffeners for extra strength; supplied with one top shelf, 3 side shelves and a centre partition fitted with a wardrobe rail; fitted with a twist handle lock and 2 keys Master Series; **Supplied Complete;** Available in Grey.

AY718J	H: 1829 W: 914 D: 457	€ 370
--------	-----------------------	-------



COLOUR OPTIONS:

grey

Z - LOCKER Cupboard



COLOUR OPTIONS:

grey

CLEAN & DIRTY Locker



JANITOR Locker



Delivery: 7-10 DAYS

Clean & dirty lockers contain a top shelf and centre partition to keep clean garments and soiled work clothes separate; complete with door vent perforations; name holder fitted to every door with a full length door stiffener; cam lock with 2 keys (master series) - Butterfly lock option; **Available in Grey.**

LCD7088	Single Door	H: 1778 W: 457 D: 457	€ 260
---------	-------------	-----------------------	-------

COLOUR OPTION:

grey



CAM LOCK AS STANDARD



DOOR VENT



BUTTERFLY LOCK OPTION (PADLOCK NOT INCLUDED)

Delivery: 7-10 DAYS

Janitor lockers have one top shelf, 3 side shelves and a centre partition for storage; complete with door vent perforations; name holder fitted to every door with full length door stiffener; cam lock with 2 keys (master series) - Butterfly lock option; **Available in Grey.**

LJ7088	Single Door	H: 1778 W: 457 D: 457	€ 250
--------	-------------	-----------------------	-------

COLOUR OPTION:

grey



CAM LOCK AS STANDARD



DOOR VENT



BUTTERFLY LOCK OPTION (PADLOCK NOT INCLUDED)

STEEL Lockers

Delivery: 4 WEEKS

Air vent system on each door; welded internal door strengthener; 10 micro sprung disc lock; 5 knuckle hinges; through frame locking; sloping top option; Available in 12 colours, and 3 carcass colours.

- 1780 (mm) high



701218



701218/2



701218/3



701218/4



701218/5



701218/6




COLOUR OPTIONS:

orange jade ocean lilac lemon red blue yellow green black silver white

DOORS

black silver white

CARCASS



Air vent system on each door; recessed number plates available on request

701218/1	Single Door	H: 1780 W: 305 D: 460	€ 220
701218/2	2 Door	H: 1780 W: 305 D: 460	€ 270
701218/3	3 Door	H: 1780 W: 305 D: 460	€ 294
701218/4	4 Door	H: 1780 W: 305 D: 460	€ 315
701218/5	5 Door	H: 1780 W: 305 D: 460	€ 330
701218/6	6 Door	H: 1780 W: 305 D: 460	€ 376

LAPTOP TOWER Lockers

Delivery: 4 WEEKS



Media tower lockers for a variety of smart devices; powered; mobile or static; choose from 10 or 15 compartments; single door or individual door options; steel construction; variety of locking solutions; lock covers allow for easy identification; charging units **tested to BS 6396:2008**; rear perforated panel for heat dissipation; Available in White, Silver or Black carcass with a choice of 12 door colours.

- Height 1780mm

MULTI DOOR:			
LAP/701518/10/CH	10 shelves	W: 380 D: 460	€ 530
LAP/701518/15/CH	15 shelves	W: 380 D: 460	€ 570

COLOUR OPTIONS:



REAR PERFORATION
MAXIMUM DEVICE
D:370 x W: 420 (mm)

TABLET TOWER Lockers

Delivery: 4 WEEKS



Media tower lockers for a variety of smart devices; non-powered; mobile or static; choose from 10 or 15 compartments; single door or individual door options; steel construction; variety of locking solutions; lock covers allow for easy identification; **Available in White, Silver or Black carcass with a choice of 12 door colours.**

- Height 1780mm

MULTI PLAIN DOOR:			
TAB/701212/10/10/P/none	10 doors	W: 305 D: 305	€ 265
TAB/701212/15/15/P/none	15 doors	W: 305 D: 305	€ 300

COLOUR OPTIONS:



Delivery: 4 WEEKS



Media tower lockers for a variety of smart devices; non-powered; mobile or static; Choose from 10 or 15 compartments; Single door or individual door options; steel construction; variety of locking solutions; lock covers allow for easy identification; **Available in White, Silver or Black carcass with a choice of 12 door colours.**

- Height 1780mm

MULTI DOOR:			
LAP/701518/10/ST	10 shelves	W: 380 D: 525	€ 290
LAP/701518/15/ST	15 shelves	W: 380 D: 525	€ 335

COLOUR OPTIONS:



CLEAR ENTRY HEIGHT:
15 = 115mm
10 = 170mm



CLEAR ENTRY HEIGHT:
15 = 115mm
10 = 170mm



Delivery: 4 WEEKS



Media tower lockers for a variety of smart devices; Powered; mobile or static; Choose from 10 or 15 compartments; Single door or individual door options; steel construction; variety of locking solutions; lock covers allow for easy identification; charging units **tested to BS 6396:2008**; rear perforated panel for heat dissipation; **Available in White, Silver or Black carcass with a choice of 12 door colours.**

- Height 1780mm

MULTI PLAIN DOOR:			
TAB/701212/10/10/P/Plug	10 doors	W: 305 D: 370	€ 460
TAB/701212/10/10/USB	10 doors	W: 305 D: 370	€ 515
TAB/701212/15/15/P/Plug	15 doors	W: 305 D: 370	€ 505
TAB/701212/15/15/USB	15 doors	W: 305 D: 370	€ 585

COLOUR OPTIONS:



GLIDE MOBILE Shelving System



Delivery: 3 WEEKS

- FEATURES:**
- Fitted with an anti-tilt mechanism.
 - 4 adjustable shelves are included within each bay.
 - Shelves are 400mm deep - suitable for archive boxes.
 - Each shelf has a maximum distributed load of 60kg.
 - Left/Right Movement.
 - Locking with 2 keys.
 - Finished in white with an anthracite base frame.



<p>900 WIDE STARTER UNIT* RMS4900 - WHITE</p> <p>COMPRISING: 4 x 900w bays including boards and gang way OVERALL SIZE: 2150 high x 980 wide x 2670 long BAY SIZE: 900 wide x 445 deep x 2150 high SHELF SIZE: 897 x 400 x 25 INTERNAL BAY HEIGHT: 1900 GANG WAY WIDTH: 890 SHELVES PER BAY: 4 NUMBERS OF BAYS: 4 CONFIGURATION OF BAYS: 2 Single Bays, 1 Double Bay</p>	<p>1200 WIDE STARTER UNIT* RMS41200 - WHITE</p> <p>COMPRISING: 4 x 1200w bays including boards and gang way OVERALL SIZE: 2150 high x 1280 wide x 2670 long BAY SIZE: 1200 wide x 445 deep x 2150 high SHELF SIZE: 1197 x 400 x 25 INTERNAL BAY HEIGHT: 1900 GANG WAY WIDTH: 890 SHELVES PER BAY: 4 NUMBERS OF BAYS: 4 CONFIGURATION OF BAYS: 2 Single Bays, 1 Double Bay</p>
<p>900 WIDE EXTENSION UNIT RMSDB900 - WHITE</p> <p>COMPRISING: 2 x 900w bays and track extension ONLY (No gangway required) OVERALL SIZE: 2150 high x 980 wide x 890 long NUMBERS OF BAYS: 2 CONFIGURATION OF BAYS: 1 Double Bay</p>	<p>1200 WIDE EXTENSION UNIT RMSDB1200 - WHITE</p> <p>COMPRISING: 2 x 1200w bays and track extension ONLY (No gangway required) OVERALL SIZE: 2150 high x 1280 wide x 890 long NUMBERS OF BAYS: 2 CONFIGURATION OF BAYS: 1 Double Bay</p>

GLIDE BENEFITS

- Easy and efficient way to increase storage by up to 83%.
 - No preparatory work to the floor required.
- Base frame can be easily levelled, to allow for uneven floor.
 - Simple and easy to install.
 - Easily extendable or relocated.
 - Installation POA

BENCH DESKING

BENCH Desking Systems

Benches accept standard desktop screens (fixed with C clamps) and standard cable trays available from the product guide (not supplied as standard). All tops are drilled as standard to accept 600D returns on 1400mm+ benches. Supplied with twin scallops as standard - port holes are not available due to interference with the frame. Side dividing screens can only be fitted using T brackets screwed to the top due to interference with the frame.

COLOUR TOP OPTIONS:



COLOUR FRAME OPTIONS:



Delivery: 4 WEEKS



Single Bench Starter

H:740mm
25mm Top



600D

BSBS106	1000 Desk	€ 249
BSBS126	1200 Desk	€ 259
BSBS146	1400 Desk	€ 279
BSBS166	1600 Desk	€ 289
BSBS186	1800 Desk	€ 309

800D

BSBS108	1000 Desk	€ 275
BSBS128	1200 Desk	€ 289
BSBS148	1400 Desk	€ 309
BSBS168	1600 Desk	€ 329
BSBS188	1800 Desk	€ 349

Single Bench Add-On

H:740mm
25mm Top



600D

BSBA106	1000 Desk	€ 216
BSBA126	1200 Desk	€ 229
BSBA146	1400 Desk	€ 249
BSBA166	1600 Desk	€ 269
BSBA186	1800 Desk	€ 289

800D

BSBA108	1000 Desk	€ 245
BSBA128	1200 Desk	€ 259
BSBA148	1400 Desk	€ 279
BSBA168	1600 Desk	€ 299
BSBA188	1800 Desk	€ 319

Double Bench Starter

H:740mm
25mm Top



600D

BDBS1012	1000 Desk	€ 449
BDBS1212	1200 Desk	€ 475
BDBS1412	1400 Desk	€ 499
BDBS1612	1600 Desk	€ 529
BDBS1812	1800 Desk	€ 549

800D

BDBS1016	1000 Desk	€ 489
BDBS1216	1200 Desk	€ 519
BDBS1416	1400 Desk	€ 539
BDBS1616	1600 Desk	€ 549
BDBS1816	1800 Desk	€ 569

Double Bench Add-On

H:740mm
25mm Top



600D

BDBA1012	1000 Desk	€ 379
BDBA1212	1200 Desk	€ 409
BDBA1412	1400 Desk	€ 435
BDBA1612	1600 Desk	€ 459
BDBA1812	1800 Desk	€ 479

800D

BDBA1016	1000 Desk	€ 409
BDBA1216	1200 Desk	€ 429
BDBA1416	1400 Desk	€ 459
BDBA1616	1600 Desk	€ 469
BDBA1816	1800 Desk	€ 489

Cable Trays



TO FIT:

BBMCT10	1000mm	€ 49
BBMCT12	1200mm	€ 52
BBMCT14	1400mm	€ 55
BBMCT16	1600mm	€ 57
BBMCT18	1800mm	€ 59


Rectangular Desktop Screen

H: 480mm

Screens supplied with 30mm C Clamp as standard
All screens in this section can be supplied at 300mm, 380mm and 480mm at the same price if specified at time of order.



HRDT8	800 Screen	€ 146
HRDT10	1000 Screen	€ 149
HRDT12	1200 Screen	€ 156
HRDT14	1400 Screen	€ 165
HRDT15	1500 Screen	€ 170
HRDT16	1600 Screen	€ 179
HRDT1638	1638 Screen	€ 179
HRDT18	1800 Screen	€ 184
HRDT20	2000 Screen	€ 199



MANAGER & EXECUTIVE DESKS



T45 executive range, featuring workstation, boardroom table and matching storage.



Delivery: 3 WEEKS

X5
Desk With Desk High Return

22mm desk top; rectangular desk; desk high return; pedestal; other sizes available P.O.A.; desk available in 3 melamine colours, legs available in white or grey.

- 730 (mm) high

X5L2289	W: 1800 D: 1900	€ 1,974
X5L2209	W: 2000 D: 1900	€ 2,100

COLOUR OPTIONS:



Delivery: 3 WEEKS

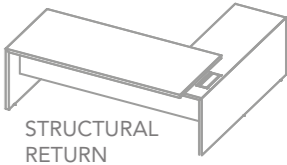
T45
Desk With Structural Return

38mm desk top; rectangular desk; structural modesty panel; structural return; pedestal; other sizes available P.O.A.; desk available in 3 melamine colours, return available in white.

- 730 (mm) high

T4MCD200	W: 2000 D: 1940	€ 1,900
-----------------	-----------------	---------

COLOUR OPTIONS:



Delivery: 3 WEEKS



XTIME

Workstation

38mm desk, bow fronted workstation with executive panel leg and modesty panel; straight return and pedestal and adjustable feet; available in 3 melamine colours.

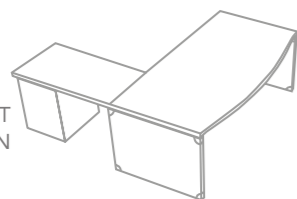
- 735 (mm) high.

FOSC180+FODA	W: 1800 D: 1000	€ 1,729
FOSC200+FODA	W: 2000 D: 1000	€ 1,759

COLOUR OPTIONS:



STRAIGHT
RETURN



STRAIGHT RETURN

FODA100	W: 100 D: 600	€ 639
FODA1800	W: 1800 D: 1000	€ 629
FODA2000	W: 2000 D: 1000	€ 649

COLOUR OPTIONS:



Storage is available to match all executive desking, please contact our Sales Team



COLOUR OPTIONS:



Delivery: 3 WEEKS



ROMA LORENZO
Desk

25mm bow fronted desk top with curved executive leg and modesty panel complete with extension and pedestal; 2 cable portholes; adjustable feet; available in 13 melamine colours.
• 740 (mm) high.

RLBF18/GSPEX6D3 W: 1800 D: 800 € 1,069

COLOUR OPTIONS:



SIDEBOARD UNIT

25mm; locking; 2 adjustable shelves; adjustable feet.
• 740 (mm) high.

SSBUOF2DR - Open	W: 1200 D: 600	€ 889
SSBU2F2DR - 2 Drawer	W: 1200 D: 600	€ 1,049
SSBU3F2DR - 3 Drawer	W: 1200 D: 600	€ 1,049
SSBU4F2DR - 4 Drawer	W: 1200 D: 600	€ 1,049



STRAIGHT PEDESTAL EXTENSION
GSPEX8D3 W: 1000 D: 800 € 495



BOW FRONTED DESK
BF18 W: 1800 D: 800 € 576



LEGACY

Freestand Return

Marino Walnut 38mm melamine return; 2mm ABS edge

LGCFR1600

W:1600 D:600 H:743

€ 349

Delivery: 4 WEEKS

WARRANTY

5

YEARS



LEGACY

Mobile Pedestal

25mm melamine top, bottom and shelves; 18mm back panel and carcass; 2mm ABS edge; chrome handles; central lock and ball bearing runners.

LGCHMP3D600

W:430 D:600 H:660

€ 299

LEGACY

Managers Desk

Marino Walnut 38mm melamine desk top; 2mm ABS edge; chrome cable ports.

LGCRD1800
(Rectangular)

W:1800 D:900 H:743

€ 509

LGCRD2000
(Bow Fronted)

W:2000 D:900 H:743

€ 589

Delivery: 4 WEEKS

WARRANTY

5

YEARS



LEGACY

Boardroom Table

Marino Walnut 38mm melamine table top; 25mm melamine leg panel (middle leg 360mm high and 38mm thick), 2mm ABS edge, PVC adjustable feet, chrome cable ports.

LGCBT2400


W:2400 D:1200 H: 730

€ 759

LGCBT3600

W:3600 D:1200 H: 730

€ 1,069



merino walnut

LEGACY

Double Door Credenza

Marino Walnut 25mm melamine top, bottom and shelves; 18mm melamine back panel and carcass; chrome handles; hinges with quiet lock function; espagnolette lock.

LGCCBG4D1200

W:1600 D:450 H:1170

€ 889

merino walnut



LEGACY

Table

Marino Walnut 38mm melamine table top; 25mm melamine leg panel; 2mm ABS edge; PVC adjustable feet.

LGCRMT1200

Diameter: 1200 H: 730

€ 419

merino walnut



LEGACY

Tall Storage Cupboard

Marino Walnut 25mm melamine top, bottom and shelves; 18mm melamine back panel and carcass; chrome handles; hinges with quiet lock function; espagnolette lock; Double door with 4mm frosted glass and 2 wooden double doors.

LGCCBG2D1900

W:800 D:450 H:1894

€ 1,119


BOARDROOM TABLES & EXECUTIVE SEATING



T45 executive boardroom table range, featuring wooden column legs.

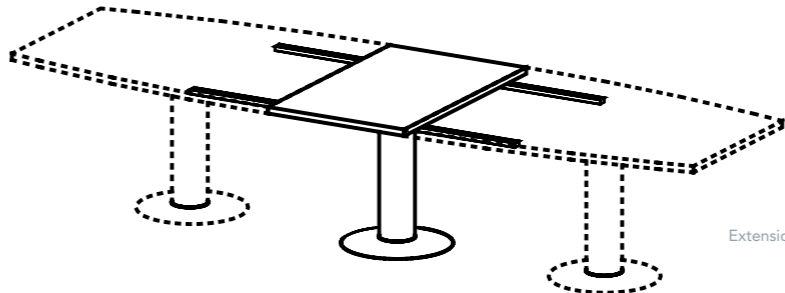


Delivery: 3 WEEKS



IDEA
Boardroom Table

30mm barrel shaped table top; Silver or white trumpet column legs; 2.8 (seats 10) plus extension 3.5 table (seats 12). Available in 9 melamine colours. Chrome finish P.O.A.
• 730 (mm) high.



Extension detail

2.8 TABLE:
IDTR280 W: 2800 D: 1100 € 1,390

EXTENSION:
IDPR070 W: 700 D: 1100 € 670

COLOUR OPTIONS:

beech

oak

cherry

sonjaletta walnut

elm

wenge

castiglia walnut

grey

white

Storage is available to match all boardroom settings, please contact our Sales Team



DINAMICA
CHAIRS
AVAILABLE
POA

Delivery: 3 WEEKS

10
YEAR WARRANTY

T45
Meeting & Boardroom Tables

30mm table top with an 85mm over-hang; wooden column legs; a choice of 4 length options; lift-up cable tray; available in 3 melamine colours.

- 730 (mm) high

T4RM0140	W: 1400 D: 1400	€ 1,650
T4RM0280	W: 2800 D: 1400	€ 3,050
T4RM0420	W: 4200 D: 1400	€ 4,500
T4RM0560	W: 5600 D: 1400	€ 5,900

COLOUR OPTIONS:

elm canaletto wenge
walnut

GIANNI 'A' FRAME
Boardroom Tables



25mm wooden top; metal leg frame with adjustable feet; leg finish in white, silver, graphite or black; a choice of 3 tops boat-shaped, oval or d-end. Available in 13 melamine colours.

- 740 (mm) high

GABST20	W:2000 D:1200	Seats 6	€ 1,188
GABST24	W:2400 D:1200	Seats 8	€ 1,338
GABST28	W:2800 D:1200	Seats 10	€ 1,560
GABST32	W:3200 D:1200	Seats 10	€ 1,785
GABST36	W:3600 D:1200	Seats 12	€ 2,082

Other lengths and depths available P.O.A.

ARROWHEAD PANEL END
Boardroom Tables



25mm wooden top; wooden leg frame with adjustable feet; a choice of 3 tops boat-shaped, oval or d-end. Available in 13 melamine colours.

- 740 (mm) high

ADBT20	W:2000 D:1200	Seats 6	€ 919
ADBT24	W:2400 D:1200	Seats 8	€ 979
ADBT28	W:2800 D:1200	Seats 10	€ 1,240
ADBT32	W:3200 D:1200	Seats 10	€ 1,429
ADBT36	W:3600 D:1200	Seats 12	€ 1,648

Other lengths and depths available P.O.A.

Delivery: 3 WEEKS



A choice of 3 top shapes:

BOAT SHAPED

OVAL

D-END



Please specify top requirement when ordering. Other tops available.

COLOUR OPTIONS:





Delivery: 3 WEEKS



Idea
Round Meeting Table

30mm round table top; silver or white trumpet column leg; (seats 4); Available in 6 melamine colours
• 730 (mm) high

COTC10C	Diameter: 1000mm	€ 639
COTC12C	Diameter: 1200mm	€ 689

Idea
Meeting Table

30mm oval or boat shaped table top; silver or white trumpet column leg; seats from 4-12 people; Available in 6 melamine colours
• 730 (mm) high

OVAL		
IDTR200	W:2000 D:1100 H:730	€ 1,090
IDTR240	W:2400 D:1100 H:730	€ 1,150
BOAT		
IDTR280	W:2800 D:1100 H:730	€ 1,380
IDPR070	W:700 D:1100 H:730	€ 670
BUNDLE OFFER		
IDTR350	IDTR280 + IDPR070	€ 2,050

COLOUR OPTIONS:



MEETING & BOARDROOM

chair options found in our SEATING section



LYNX
High Back
Armchair
(see page 83)



MIRAGE.C
Medium
Back Leather
Armchair
(see page 82)



MALLA
High and Mid Back
Stacking Meeting
Chair (see page 84)



SAMBA.L
Leather Armchair
(see page 85)

Wide range of shapes and finishes to adapt the tables to each of your needs concerning the look, the functionality and the room.



OFFICE SEATING



EDO MESH Executive Seating

Delivery: 7-10 DAYS

5 YEARS WARRANTY

GREEN MARKS FOR

8

Mesh back with ratchet height adjustment and lumbar support; Wide waterfall fully upholstered seat provides extra leg support; Synchronised mechanism: back lever releases free float, lock in desired position, forward lever adjusts height of gas spindle; Seat tension dial to adjust to user's weight; Height Adjustable arms; Black 5 Star spider base and castors. **Optional Chrome Base POA**

Dimensions (mm)
Seat Width: 515
Seat Depth: 485
Overall Height: 1220-1300

Overall Height: 1020-1110
 (without headrest)

CHOOSE from Camira Fabrics

The added bonus of the EDO7 range is the sliding seat feature

EDO7MHRHA Executive Mesh	EDO7MHA Executive Mesh												
<ul style="list-style-type: none"> Headrest Height Adjustable Arms Ratchet Back Sliding seat 2 Lever - Synchronised + Sliding Seat 	<ul style="list-style-type: none"> Height Adjustable Arms Ratchet Back Sliding seat 2 Lever - Synchronised + Sliding Seat 												
<table> <tr><td>A</td><td>€ 565</td></tr> <tr><td>B</td><td>€ 575</td></tr> <tr><td>C</td><td>€ 585</td></tr> </table>	A	€ 565	B	€ 575	C	€ 585	<table> <tr><td>A</td><td>€ 525</td></tr> <tr><td>B</td><td>€ 535</td></tr> <tr><td>C</td><td>€ 545</td></tr> </table>	A	€ 525	B	€ 535	C	€ 545
A	€ 565												
B	€ 575												
C	€ 585												
A	€ 525												
B	€ 535												
C	€ 545												

Dimensions (mm)
Seat Width: 515
Seat Depth: 485
Overall Height: 1220-1300

Overall Height: 1020-1110
 (without headrest)

CHOOSE from Camira Fabrics

EDO5MHRHA Executive Mesh	EDO5MHA Executive Mesh												
<ul style="list-style-type: none"> Headrest Height Adjustable Arms Ratchet Back 2 Lever - Synchronised 	<ul style="list-style-type: none"> Height Adjustable Arms Ratchet Back 2 Lever - Synchronised 												
<table> <tr><td>A</td><td>€ 525</td></tr> <tr><td>B</td><td>€ 535</td></tr> <tr><td>C</td><td>€ 545</td></tr> </table>	A	€ 525	B	€ 535	C	€ 545	<table> <tr><td>A</td><td>€ 485</td></tr> <tr><td>B</td><td>€ 495</td></tr> <tr><td>C</td><td>€ 505</td></tr> </table>	A	€ 485	B	€ 495	C	€ 505
A	€ 525												
B	€ 535												
C	€ 545												
A	€ 485												
B	€ 495												
C	€ 505												

BETA MESH Seating

Delivery: 7-10 DAYS

WARRANTY 5 YEARS

HSIWI ONLINE THANKS FOR

BTM

Mesh back with waterfall fully upholstered seat; 2 lever mechanism, permanent contact back with fixed seat: Back lever releases back to lock in desired position, Forward lever adjusts height of gas spindle; Height adjustable or fixed arm options; Black spider 5 star base with drop spindle and castors.



Dimensions (mm)
Seat Width: 495
Seat Depth: 445
Overall Height: 940-1070



BA900MGA
High Back Mesh



- Fixed arms
- 2 Lever - Permanent Contact

A	€ 288
B	€ 298
C	€ 308

BA900MGHA
High Back Mesh



- Height adjustable arms
- 2 Lever - Permanent Contact

A	€ 318
B	€ 328
C	€ 338

Delivery: 7-10 DAYS



Medium back armchairs; With mesh back and upholstered seat; Black plastic armrests; Available with chrome 4-legged frame or cantilever frame.

Dimensions (mm)
Seat Width: 500
Seat Depth: 470
Overall Height: 830



MALLA
Mesh Back Armchair



- Mesh back/upholstered seat
- Black plastic armrests
- Cantilever chrome frame

A	€ 285
B	€ 295
C	€ 305

MALLA4
Mesh Back Armchair



- Mesh back/upholstered seat
- Black plastic armrests
- 4 legged chrome frame

A	€ 285
B	€ 295
C	€ 305

OPERATOR Seating

Delivery: 7-10 DAYS

WARRANTY 5 YEARS

HSIWI ONLINE THANKS FOR

BTM

Fully upholstered seat and backrests; Moulded lumbar back support. 2 lever mechanism, permanent contact back with fixed seat: Back lever releases back to lock in desired position, Forward lever adjusts height of gas spindle; Height adjustable or fixed arm options; Black 5 star base and castors.
Stocked in Blue or Charcoal fabric. **Tested by FIRA to B55459 Part 2: 2000**

**BEST
SELLER**



Dimensions (mm)
Seat Width: 495
Seat Depth: 445
Overall Height: 975-1160



BA900G
High Back Chair



- Upholstered seat/back
- Without arms
- 2 Lever - Permanent Contact

A	€ 185
B	€ 195
C	€ 205

BA900GHA
High Back Chair



- Upholstered seat/back
- Height adjustable arms
- 2 Lever - Permanent Contact

A	€ 255
B	€ 265
C	€ 275

BA900GA
High Back Chair

- Upholstered seat/back
- Fixed arms
- 2 Lever - Permanent Contact

A	€ 215
B	€ 225
C	€ 235



DRAUGHTSMAN Seating

Delivery: 7-10 DAYS



Medium back draughtsman chair; no arms; lumbar back support. 2 lever mechanism, permanent contact back with fixed seat: back lever releases back to lock in desired position, forward lever adjusts height of gas spindle; fixed and height adjustable footring options; black 5 star base and glides; available with fixed arms.



BA800GD
Dimensions (mm)
Seat Width: 495
Seat Depth: 445
Overall Height: 1220-1400

BA800GR
Dimensions (mm)
Seat Width: 495
Seat Depth: 445
Overall Height: 1110-1420



BA800GD
Medium Back Draughtsman



- Upholstered seat/back
- Fixed footring
- 2 Lever - Permanent Contact

A	€ 220
B	€ 230
C	€ 240

BA800GR
Medium Back Draughtsman



- Upholstered seat/back
- Height adjustable footring
- 2 Lever - Permanent Contact

A	€ 240
B	€ 250
C	€ 260

Delivery: EXPRESS



Medium back industrial seating; No arms. 2 Lever Permanent Contact Mechanism; Fixed or Height adjustable chrome footring options; Black 5 star base and glides; **Available in Black**

Dimensions (mm)
Seat Width: 460
Seat Depth: 420
BT8GD
Overall Height: 1000-1220

BT8GR
Overall Height: 920-1280

BT8GD
Medium Back Draughtsman

- Polyurethane seat/back
- Fixed footring
- 2 lever - Permanent Contact

€ 230

BT8GR
Medium Back Draughtsman



- Polyurethane seat/back
- Height adjustable footring
- 2 lever - Permanent Contact

€ 250

BT8
Medium Back Typist Chair



- Polyurethane seat/back
- 2 lever - Permanent Contact

€ 198

DRAUGHTSMAN SEATING BENEFITS

Draughtsman high chairs are suitable for laboratories, retail outlets, banks, height adjustable desks, work benches and anywhere you need a higher than usual seating position. Available fully upholstered in fabric or wipe clean vinyl. Also available in durable polyurethane, constructed with a rubber texture seat and back, ideal for medical and food industries and can be washed or wiped clean. Draughtsman chairs are available with a fixed footring which is fixed at the bottom of the spindle or an adjustable footring for easy movement. All Draughtsman chairs are fitted with a gas lift to accommodate the adjustment to any height position.

Delivery: 7-10 DAYS



High back draughtsman armchair; No arms; Lumbar back support. 2 lever mechanism, permanent contact back with fixed seat: Fixed and height adjustable footring options; Black 5 star base and glides; available with fixed arms.



BA900GD
Dimensions (mm)
Seat Width: 495
Seat Depth: 445
Overall Height: 1220 - 1400

BA900GR
Dimensions (mm)
Seat Width: 495
Seat Depth: 445
Overall Height: 1110-1420



BA900GD
High Back Draughtsman



- Upholstered seat/back
- Fixed footring
- 2 Lever - Permanent Contact

A	€ 240
B	€ 250
C	€ 260

BA900GR
High Back Draughtsman



- Upholstered seat/back
- Height adjustable footring
- 2 Lever - Permanent Contact

A	€ 260
B	€ 270
C	€ 280

mechanisms

PERMANENT CONTACT - FIXED SEAT TWO LEVER

ADDITIONAL FEATURES: SLIDING SEAT, LUMBAR PUMP



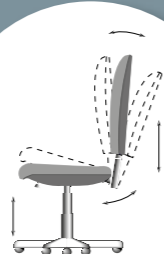
FRONT LEVER: Lift to raise seat up/down for height.

BACK LEVER: Lift up to allow movement of back. Push down to lock in desired position.

HAND WHEEL: Twist to raise/lower back height.

SYNCHRONISED TWO LEVER

ADDITIONAL FEATURES: SLIDING SEAT, LUMBAR PUMP



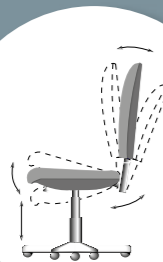
FRONT LEVER: Lift to raise seat up/down for height.

BACK LEVER: Lift up, back seat and synchronised free float. Push down to lock in desired position.

TENSION KNOB: Twist to adjust tilting intensity.

ASYNCHRO THREE LEVER

ADDITIONAL FEATURES: SLIDING SEAT, LUMBAR PUMP



FRONT LEVER: Lift to raise seat up/down for height.

MIDDLE LEVER: Lift up seat free floats. Push down to lock in desired position.

BACK LEVER: Lift up to have back in free float. Push down to lock in position.

HAND WHEEL: Twist to raise/lower back height.

Delivery: 7-10 DAYS



Large upholstered seat and back with kidney shape back support; Free Float Mechanism (3 levers to adjust seat angle and seat height); Manual hand wheel adjusts back height; Height Adjustable arms; Chrome 5 star base and black castors.



BA915GHA
High Back Task Chair
Dimensions (mm)
Seat Width: 510
Seat Depth: 445
Overall Height: 1240-1045



- Deluxe operator high back chair
- Height adjustable arms
- 3 lever free float

A	€ ???
B	€ ???
C	€ ???

BA915GA
High Back Task Chair



- Deluxe operator high back chair
- Fixed arms
- 3 lever free float

A	€ 92
B	€ 94
C	€ 96

BA915G
High Back Task Chair



- Deluxe operator high back chair
- Without arms
- 3 lever free float

A	€ 80
B	€ 83
C	€ 87

COMFORT Task Seating

Delivery: 7-10 DAYS



High back task chair; Wide waterfall fully upholstered seat provides extra leg support; 3 lever independent seat mechanism. Black 5 star base and castors.



Dimensions (mm)
Seat Width: 500
Seat Depth: 460
Overall Height: 980-1230



NB44EFHA
High Back Task Chair

- Upholstered seat/back
- Height adjustable arms
- 3 Lever - Independent seat adjustment.

A	€ 399
B	€ 410
C	€ 435

NB44EF
High Back Task Chair



- Upholstered seat/back
- Without arms
- 3 Lever - Independent seat adjustment.

A	€ 345
B	€ 355
C	€ 380

NB44EFA
High Back Task Chair



- Upholstered seat/back
- Fixed arms
- 3 Lever - Independent seat adjustment.

A	€ 380
B	€ 400
C	€ 425

Delivery: 7-10 DAYS



High Back Task Chair; Back with kidney shape support. Wide waterfall fully upholstered seat provides extra leg support; 3 Lever Free Float Mechanism. Black 5 star base and castors; Optional chrome base.



Dimensions (mm)
Seat Width: 500
Seat Depth: 460
Overall Height: 980-1230



NB46HA
High Back Task Chair

- Upholstered seat/back
- Height adjustable arms
- 3 Lever - Free float

A	€ 90
B	€ 92
C	€ 98

NB46
High Back Task Chair



- Upholstered seat/back
- Without arms
- 3 Lever - Free float

A	€ 79
B	€ 83
C	€ 86

NB46A
High Back Task Chair




- Upholstered seat/back
- Fixed arms
- 3 Lever - Free float

A	€ 70
B	€ 73
C	€ 77

EXECUTIVE Leather Seating

Delivery: EXPRESS



High back executive swivel armchair fully upholstered in leather; black fixed padded arms; 2 lever standard tilt mechanism: right lever adjusts the tilt; left lever adjusts height of gas spindle; chrome 5 star base and castors; matching cantilever armchair; **Available in Black.**



Dimensions (mm)
Seat Width: 520
Seat Depth: 440
Overall Height: 1205-1295

Cantilever Height: 1010



LINEA.S
High Back Executive Armchair



- Upholstered in leather
- Fixed padded arms
- 2 lever - Standard Tilt

€ 699

LINEA.C
Medium Back Armchair



- Upholstered in leather
- Fixed padded arms
- Chrome cantilever frame

€ 535

Delivery: EXPRESS



High back executive swivel armchair fully upholstered in leather; Black fixed padded arms; 1 lever standard tilt mechanism: lever adjusts the tilt and height of gas spindle; chrome 5 star base and castors; matching cantilever armchair; **Available in Black.**



Dimensions (mm)
Seat Width: 520
Seat Depth: 470
Overall Height: 1040-1130



MIRAGE.S
High Back Executive Armchair



- Upholstered in leather
- Fixed padded arms
- 1 lever - Standard Tilt

€ 399

MIRAGE.C
Medium Back Armchair



- Upholstered in leather
- Fixed padded arms
- Chrome cantilever frame

€ 330

Delivery: 4 WEEKS



Comfortable wide seat, ergonomically contoured backrest; fixed, steel upholstered armrests; aluminium base with double castors; alternative cantilever base; **Available in 11 colours.**



Dimensions (mm)
Width: 696
Depth: 675
Height: 1320

Cantilever Height: 1030



LYNX
High Back Chair



- Upholstered in leather
- Fixed armrest with polished aluminum upholstered arm pads
- Wide comfortable seat and profiled backrest
- 1 lever - standard tilt

€ 540

LYNX
Cantilever Chair



- Upholstered in leather
- Fixed armrests
- Chrome cantilever frame

€ 470

COLOUR OPTIONS:



Delivery: EXPRESS



Comfortable wide seat; epron synchron mechanism; sliding seat system; aluminium base with double castors; alternative cantilever base; **Available in Black.**



Dimensions (mm)
Width: 700
Depth: 700
Height: 990-1135

Cantilever Height: 1030



ORLANDO
High Back Chair



- Upholstered in leather
- Epron synchron mechanism
- Sliding seat system
- Height adjustable armrests

€ ???

ORLANDO
Cantilever Chair



- Upholstered in leather
- Fixed armrests
- Chrome cantilever frame

€ ???

MEETING ROOM Seating



Medium Back
Dimensions (mm)
Seat Width: 500
Seat Depth: 470
Overall Height: 830

High Back
Dimensions (mm)
Seat Width: 500
Seat Depth: 470
Overall Height: 930

Delivery: 7-10 DAYS



Medium or high back armchairs; upholstered seat/back; black plastic armrests; available with chrome 4-legged frame or cantilever frame.

MALLAHUB
High Back Armchair



- Upholstered seat/back
- Black plastic armrests
- Cantilever chrome frame

A	€ 330
B	€ 339
C	€ 348

MALLAUB
Medium Back Armchair



- Upholstered seat/back
- Black plastic armrests
- Cantilever chrome frame

A	€ 300
B	€ 315
C	€ 330

MEETING ROOM Seating



Delivery: 7-10 DAYS



MALLA4UB
Medium Back Armchair



- Upholstered seat/back
- Black plastic armrests
- 4 legged chrome frame

A	€ 255
B	€ 265
C	€ 275

MALLA4HUB
High Back Armchair



- Upholstered seat/back
- Black plastic armrests
- 4 legged chrome frame

A	€ 300
B	€ 315
C	€ 330



Dimensions (mm)
Seat Width: 470
Seat Depth: 440
Overall Height: 870

Delivery: EXPRESS



Meeting armchair; Fixed arms with black wooden armrest detail; Chrome 4-legged frame; Available in Black Leather or Vinyl.

SAMBA.L
Armchair



- Upholstered seat/back
- Black wooden armrests
- 4 legged chrome frame

LEATHER:
€ 230

SAMBA.V
Armchair



- Upholstered seat/back
- Black wooden armrests
- 4 legged chrome frame

VINYL:
€ 170



MEETING ROOM Seating



VESTA NEW
Dimensions (mm)
Seat Width: 515
Seat Depth: 550
Overall Height: 845



Link option
POA



Delivery: 5 WEEKS



Chrome skid base chair, upholstered seat and backrest; stacks up to 6 high; Available in a choice of colours.

VESTA NEW
Bistro Chair



- Chrome sled leg frame
- Upholstered seat and back

€ 120

VESTA NEW
Bistro Armchair



- Chrome sled leg frame
- Upholstered seat and back
- Black plastic armrests

€ 170

CONFERENCE & Training Room Seating

Delivery: 7-10 DAYS



Multi-Purpose Stacking Side Chair; Fully upholstered with extra foam back pad and seat; Chrome or Black 4-legged frame options; Armchair comes with black moulded arm rests; Wooden writing tablet is available in beech finish - with single or double arm options. Available in a wide range of fabrics or vinyls.

TESTED FOR STABILITY & DURABILITY TO EUROPEAN STANDARDS



Dimensions (mm)
Seat Width: 470
Seat Depth: 470
Overall Height: 820



DBY415CP

DBY415EP

DBY415CY

DBY415EP

DBY415CPA

DBY415EPA

DBY415CPWT

DBY415EPWT

DBY415ASLAMR

DBY415ASLAML

Stackable side chair	€ 139
Stackable side chair	€ 129
Stackable side armchair	€ 169
Stackable side armchair	€ 165
Training room chair with wooden writing tablet	€ 219
Training room chair with wooden writing tablet	€ 215
Training room chair with black writing tablet	€ 239
Training room chair with black writing tablet	€ 239



DBY415CPA



DBY415EPA



DBY415CPWT



DBY415EPWT



DBY415ASLAMR



DBY415ASLAML



	DBY415CP	DBY415EP	DBY415CPA	DBY415EPA	DBY415CPWT	DBY415EPWT	DBY415ASLAMR	DBY415ASLAML
Extra foam back and seat pad	●	●	●	●	●	●	●	●
Robust heavy gauge steel. 7.5Kg	●	●	●	●	●	●	●	●
Double welded frame	●	●	●	●	●	●	●	●
Floor protectors	●	●	●	●	●	●	●	●
Black frame		●		●		●		
Chrome frame	●		●		●		●	●
Frame plug	●	●	●	●	●	●	●	●
Black polypropylene moulded arms			●	●	●	●	●	●
Robust beech wooden writing tablet					●	●		
Robust black ASLAM writing tablet							●	●
Left hand option					●	●		●
Right hand option					●	●	●	

MULTI-PURPOSE Contract Seating

Delivery: EXPRESS



4 Legged stacking side chair; upholstered seat and back; writing tablet available, right hand ONLY; black or chrome frame: stacks maximum of 12; set of arms available; Available in Charcoal, Blue or Madrid Red.

Dimensions (mm)
Seat Width: 470
Seat Depth: 460
Overall Height: 820

21SB
Stackable Side Chair

21SC
Stackable Side Chair



ASALM
Writing Tablet
for 21 Series

- Chrome arm attachment
- Black wooden flip top
- Right hand ONLY

€ 49

- Upholstered seat/back
- 4 legged black frame

€ 48

- Upholstered seat/back
- 4 legged chrome frame

€ 55



FOLDING
WRITING TABLET

Delivery: 4 WEEKS



4 Legged stacking side chair; a choice of either plywood or polypropylene seat and backrest; chrome frame; stacks maximum of 12; Available in a range of wood laminates or plastic colour finishes.

Dimensions (mm)
Seat Width: 475
Seat Depth: 415
Overall Height: 820

21SPC
Stackable Side Chair

21SWOOD
Stackable Side Chair



- Polypropylene seat/back
- 4 legged chrome frame

€ 57

- Plywood seat/back
- 4 legged chrome frame

€ 95

COLOUR OPTIONS:



WOOD FINISH



PLASTIC FINISHES

CONTRACT Seating

Delivery: EXPRESS



High back operators chair; gas height adjustment; black nylon fixed arm option; 2 lever mechanism, permanent contact back with fixed seat: back lever releases back to lock in desired position, forward lever adjusts height of gas spindle; black 5 star base and castors; Available in Charcoal or Blue fabric.

Dimensions (mm)
Seat Width: 495
Seat Depth: 445
Overall Height: 975-1160

OC9
High Back Chair

OC9A
High Back Chair



- Upholstered seat/back
- Without arms
- 2 Lever - Permanent Contact

€ 145

- Upholstered seat/back
- Fixed arms
- 2 Lever - Permanent Contact

€ 170

Delivery: EXPRESS



High back operators chair; gas height adjustment; sculptured back; chrome 5 star base; complete with height adjustable arms; 2 lever mechanism, permanent contact back with fixed seat; back lever releases back to lock in desired position, forward lever adjusts height of gas spindle; boxed for easy storage; Available in Black fabric.

Dimensions (mm)
Seat Width: 500
Seat Depth: 480
Overall Height: 980-1100

OC3
High Back Chair



- Upholstered seat/back
- Height adjustable arms
- 2 Lever - Permanent Contact

€ 195

BACK CARE SEATING



REST IS TO MOVE

Take two or three 30 - 60 second breaks each hour to allow your body to recover from periods of repetitive stress.

Movement during regular breaks not only reduces your risk for injury, but also relieves muscles, lubricates joints, and reduces pressure on the spine. So adjust your work position, stand up, walk around, or stretch a bit when you have the chance.



Delivery: 7-10 DAYS



The Orthopaedica high back chair provides the ultimate level of postural support, ideal for those with back problems. The synchronised mechanism adjustments of the seat and back angle ensures the user can achieve the optimum seated position. This chair can be further optimised with additional features including fold down adjustable arms. **Stocked in Havana Black.**

OC309HA
Dimensions (mm)
Seat Width: 670
Seat Depth: 625
Overall Height: 1140-1130



- Inflatable Lumbar & Thorex support
- Fully Synchronised Mechanism
- Black 5 Star Spider Base
- Fully Upholstered Chair Back
- AirTech Seat Board
- Upholstered Chair Seat
- Seat Slide
- Ratchet High Back
- Height Adjustable Arms



Inflatable Lumbar & Thorax
By using the pneumatic pump the lumbar or thorax can be inflated or deflated as required.

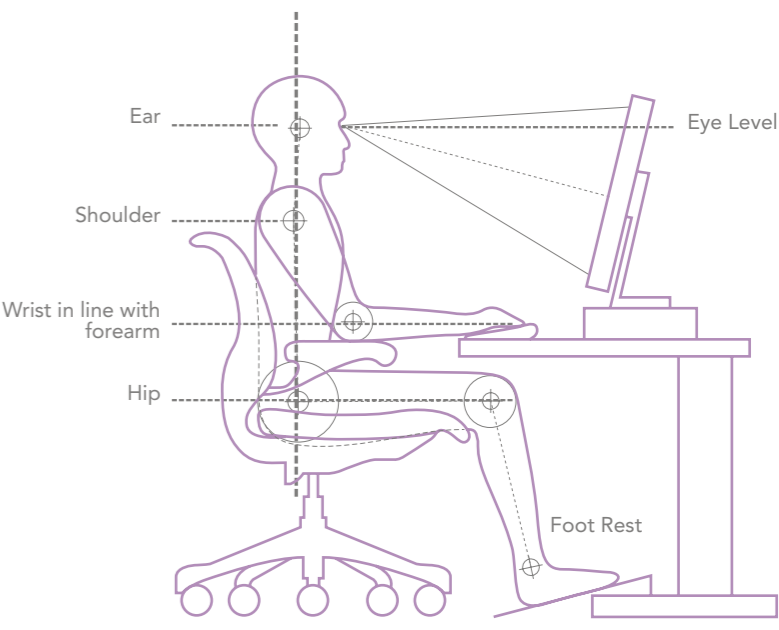


AirTech Seat Board
A push of the button allows air to flow through the two way valve; this enables the seat to move as you move and moulds to your natural shape.



Fold Down Arms
Fully adjustable fold downs arms allow easy access to workstation. **POA**

€ 655



EXTRA COMFORT Posture Chair

Delivery: 7-10 DAYS

High back extra comfort and posture chair; wide waterfall fully upholstered seat provides extra leg support; 3 lever asynchro mechanism: back lever releases free float, lock in desired position, middle lever to adjust in free float or lock, forward lever adjusts height of gas spindle; Seat tension dial to adjust tilting; black 5 star base and castors.



- 1 Back lever releases back to free float and lock in desired position.
- 2 Middle lever releases seat to free float and lock in desired position.
- 3 Forward lever adjusts height of gas spindle
- 4 Sliding seat.
- 5 Tension knob adjusts tilting intensity.
- 6 Manual hand wheel adjusts back height.
- 7 Lumbar support pump.



NB44EFHASSLB
High Back Task Chair

- Height adjustable arms
- Sliding seat
- Lumbar pump
- 3 Lever - Asynchro + sliding seat

€ 465

Dimensions (mm)
Seat Width: 500
Seat Depth: 460
Overall Height: 980-1230



EDO EXTRA COMFORT Posture Chair

Delivery: 7-10 DAYS

High back posture chair with extra wide seat; fully upholstered seat for extra comfort; black height adjustable arms with polyurethane pad; 2 lever synchronised mechanism: back lever releases free float, lock in desired position, forward lever adjusts height of gas spindle; black 5 star base and castors.



ED700HA
High Back Task Chair

Dimensions (mm)
Seat Width: 515
Seat Depth: 485
Overall Height: 1110-1175



€ 430

- 1 Wide waterfall extra comfort seat.
- 2 Sliding seat mechanism extends and locks seat for extra comfort and leg support.
- 3 Tension knob adjusts tilting intensity.
- 4 Lumbar support pump.
- 5 Height adjustable arms.
- 6 Ratchet back height adjustment.
- 7 Back lever lifts up to have back free float and lock in desired position; Front lever lifts to adjust height of gas spindle.



1. Wide Waterfall Seat
2. Sliding Seat
3. Tension Knob



4. Lumbar Pump
5. Height Adjustable Arms



6. Ratchet Back



7. 2 Lever Synchro Mechanism



Delivery: 4 WEEKS



Robust and durable 24-hour chair; multi-function mechanism with seat tilt; forward seat tilt promoting natural S shape in spine; independent backrest angle adjustment and tilt multi-position lock; tension control; adjustable headrest and neck support (MH1); height adjustable ratchet backrest; height & width adjustable armrests; chrome 5 star base and black castors.

24 HOUR Performance Posture



MM2
High Back 24 Hour Chair

Dimensions (mm)
Seat Width: 520
Seat Depth: 535
Overall Height: 1075-1235

€ 1,020



- 1 Multi-function mechanism multi-position lock
- 2 Seat tilt mechanism
- 3 Height adjustable ratchet backrest
- 4 Height & width adjustable armrests
- 5 Tension control
- 6 Adjustable headrest and neck support (MH1)



MH1
High Back 24 Hour Chair with headrest

Dimensions (mm)
Seat Width: 510
Seat Depth: 495
Overall Height: 1140-1430

€ 1,240



Delivery: 4 WEEKS



ERGONOMIC Task Seating

High back performance posture chair with headrest; multi-function heavy duty mechanism with seat tilt; height adj arms; Inflatable lumbar pump; ratchet back; seat slide; independent back angle adjustment and multi-position lock; black 5 star base and castors.

OPTIONAL: chrome base €42, memory foam €58



PH1A
High Back Performance Chair with headrest

Dimensions (mm)
Seat Width: 490
Seat Depth: 470-500
Overall Height: 1070



- Upholstered seat/back
- Height adjustable arms
- Multi-function mechanism

€ 668

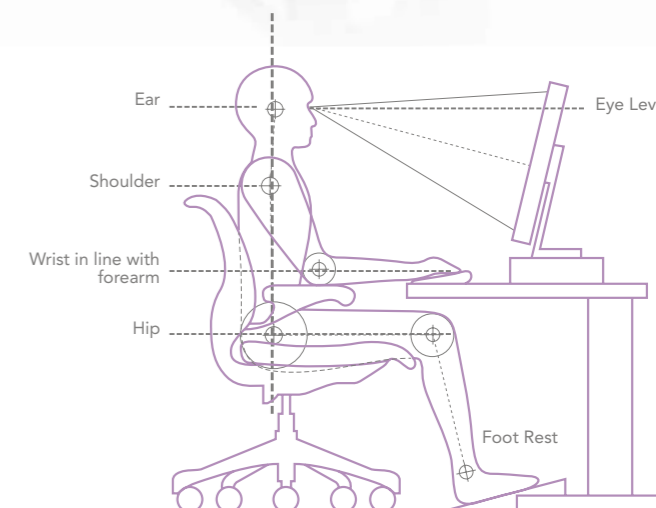
PH1
High Back Performance Chair

Dimensions (mm)
Seat Width: 490
Seat Depth: 470-500
Overall Height: 980



- Upholstered seat/back
- Height adjustable arms
- Multi-function mechanism


























€ 588





Phoenix

Phoenix is a cost-effective simple crêpe weave fabric available in a wide selection of commercial colorways, suitable for task seating.

SEATING FABRICS	PHOENIX - BAND A				 CIGARETTES & MATCH	 MEDIUM HAZARD B1	 WASHABLE	 ENVIRONMENTAL	 10 YEAR GUARANTEE
 BAND A: Blizzard YP081	 BAND A: Windjammer YP047	 BAND A: Curacao YP005	 BAND A: Cayman YP024	 BAND A: Lobster YP076					
 BAND A: Paseo YP019	 BAND A: Rainforest YP114	 BAND A: Ocean YP100	 BAND A: Tarot YP084	 BAND A: Jamaica YP027					
 BAND A: Sombrero YP046	 BAND A: Montserrat YP011	 BAND A: Costa YP026	 BAND A: Guyana YP051	 BAND A: Calypso YP106					
 BAND A: Havana YP009	 BAND A: Taboo YP045	 BAND A: Arawak YP016	 BAND A: Tobago YP030	 BAND A: Belize YP105					


























Due to the limitations of the printing process colours may not be 100% accurate, please request samples.



For more information visit www.camirafabrics.com

Urban Plus

Urban has a sharply styled architectural look with clean lines forming a structured geometric grid pattern reminiscent of a downtown urban cityscape. Lightly textured, there's an almost industrial metallic sheen to the freshly themed colorways which work with Lucia.

SEATING FABRICS	URBAN PLUS - BAND B				 CIGARETTES & MATCH	 MEDIUM HAZARD B1	 WASHABLE	 ENVIRONMENTAL	 10 YEAR GUARANTEE
 BAND B: Metropolis YN097	 BAND B: Uptown YN200	 BAND B: Avenue YN148	 BAND B: Highrise YN076	 BAND B: Living YN108					
 BAND B: Curb YN206	 BAND B: Penthouse YN202	 BAND B: Congestion YN079	 BAND B: Precinct YN027	 BAND B: District YN212					
 BAND B: Square YN207	 BAND B: Junction YN083	 BAND B: Underground YN145	 BAND B: Curb YN206	 BAND B: Sidewalk YN094					
 BAND B: Conurbation YN082	 BAND B: Cosmopolitan YN203	 BAND B: Freeway YN211	 BAND B: Streetsmart YN209	 BAND B: Boulevard YN160					

Due to the limitations of the printing process colours may not be 100% accurate, please request samples.



For more information visit www.camirafabrics.com

X2

X2 was our first 100% recycled fabric to include closed loop content. 25% of the raw material is derived from our own waste streams, specifically polyester selvages and yarn remnants. The mottled appearance is also a practical solution to aid appearance retention.

SEATING FABRICS		CIGARETTES & MATCH MEDIUM HAZARD B1 WASHABLE ENVIRONMENTAL 10 YEAR GUARANTEE				
X2 - BAND C						
BAND C: Percentage AK016	BAND C: Divide AK015	BAND C: Algebra AK005	BAND C: Ratio AK001	BAND C: Subtract AK013		
BAND C: Fraction AK003	BAND C: Polygon AK002	BAND C: Multiply AK014	BAND C: Value AK006	BAND C: Positive AK019		
BAND C: Median AK011	BAND C: Calculus AK008	BAND C: Maths AK007	BAND C: Add AK012	BAND C: Acute AK009		
BAND C: Metric AK010	BAND C: Equation AK004	BAND C: Number AK020	BAND C: Arithmetic AK018	BAND C: Formula AK017		

Due to the limitations of the printing process colours may not be 100% accurate, please request samples.



For more information visit www.chieftainfabrics.com

Just Colour

Just Colour is the market leader in upholstery fabrics. It is a Crib 7 vinyl with a soft feel. It is REACH compliant, phthalate free and is anti-microbial. Just Colour is suitable for all seating applications from schools to speed boats, and operating theatres to opera houses. It comes in a range of 54 bright and elegant colours.

SEATING VINYL		UPHOLSTERY PHTHALATE FREE ANTIMICROBIAL & ANTIFUNGAL CRIB 7 STAIN RESISTANT 500,000 ABRASION CYCLES REDUCED ENVIRONMENTAL IMPACT TROPICAL TEST 3 YEAR GUARANTEE									
JUST COLOUR											
JUST COLOUR: Almond	JUST COLOUR: Elephant	JUST COLOUR: Apple Mint	JUST COLOUR: Aquamarine	JUST COLOUR: Citrus Green							
JUST COLOUR: Bubblegum	JUST COLOUR: Cool Blue	JUST COLOUR: Dolphin	JUST COLOUR: Battleship	JUST COLOUR: Deep Rose							
JUST COLOUR: Cocoa	JUST COLOUR: Dune	JUST COLOUR: Eden	JUST COLOUR: Damson	JUST COLOUR: Cobalt							

Due to the limitations of the printing process colours may not be 100% accurate, please request samples.

BISTRO TABLES, CHAIRS & BENCHES



BISTRO Seating

Delivery: 5 WEEKS



Multi-purpose stacking chair with four legs in chrome; Polypropylene shell; Stacks: 6 chairs high; chairs; Available in 7 gloss finishes: white, ecru, lime green, orange, red, purple and anthracite.



Fondo
Dimensions (mm)
Seat Width: 445
Seat Depth: 410
Overall Height: 830

Fondo Hocker
Dimensions (mm)
Seat Width: 445
Seat Depth: 410
Overall Height: 1100

FONDO
Bistro Chair



FONDO HOCKER
Bistro Stool



- 4 chrome legs
- Polypropylene shell

€ 145

- 4 chrome legs
- Polypropylene shell
- Chrome foot rung

€ 172

Delivery: EXPRESS




Multi-purpose stacking chair with four legs in chrome; Polypropylene shell; Stackable; Available in 6 UV resistant colours: green, red, orange, white, black and blue.



Dimensions (mm)
Seat Width: 450
Seat Depth: 495
Overall Height: 855

ARI
4 Legged chair

- 1 The seat is equipped with a central hole to allow for drainage.
- 2 Under seat cap to aid stacking.



Stackable



- 4 chrome legs
- Polypropylene shell

€ 85

BISTRO Seating



360032

Delivery: 3 WEEKS

WARRANTY
 3
 YEARS

SHOREDITCH seating range with a common polypropylene seat shell; 6 leg variations: chrome 4 leg, skid, spider, skid stool and beech and black 4 leg; **Available in 9 colours.**

SHOREDITCH

360031	Side Chair, Frame F - 4 Leg	€ 155
360030	Side Chair, Frame E - Skid	€ 155
360032	Side Chair, Frame C - Spider	€ 185
360037	Side Chair, Frame K - Beech 4 Leg	€ 158
360039	Side Chair, Frame K - Black 4 Leg	€ 158
360047	Side Armchair, Frame K - Beech 4 Leg	€ 185
360054	High Stool, Frame K - Beech 4 Leg with foot rung	€ 200
360055	High Stool, Skid with foot rung	€ 195
360062	High Stool, Frame K - Black 4 Leg with foot rung	€ 200

COLOUR OPTIONS:



360031

360030

BISTRO Seating



beech
legs



black
legs

360039

360062



360032

360037

360047

360054

360055

360062

360039

Delivery: 5 WEEKS

WARRANTY
 5
 YEARS

Plastic 'NUKE' four-legged chairs, available with and without arms; **Available in a choice of 7 colours.**



NUKE
Dimensions (mm)
Seat Width: 560
Seat Depth: 530
Overall Height: 820

NUKE
Chair



- Plastic 4-legged chair
- With arms

€ 96

NUKEA
Chair with arms



- Plastic 4-legged chair
- With arms

€ 106





Delivery: 4 WEEKS



EVORA HOCKER
Bar Stool

- 4 chrome legs
- upholstered seat and back
- chrome foot rung
- W: 395 D: 425 H: 1020

€ 370

BISTRO Seating

Delivery: 5 WEEKS



Four-legged bistro chair; plywood seat and backrest; handle in the upper part of the backrest to carry the chair; chrome frame; chair stacks a max of 4 pieces; Available in a variety of laminates or wood finish.

Cafe II
Dimensions (mm)
Seat Width: 430
Seat Depth: 430
Overall Height: 850



CAFE II
Bistro Chair Wood



- 4 chrome legs
- Plywood seat and back

€ 105

CAFE II
Bistro Chair Laminate



- 4 chrome legs
- Melamine seat and back

€ 140

COLOUR OPTIONS:



Delivery: EXPRESS



Four-legged bistro chair; plywood seat and backrest; chrome frame; matching stool with sled frame and foot rung support; chair stacks a max of 4 pieces; Stocked in Beech. Other colours available on request.

Cafe VII
Dimensions (mm)
Seat Width: 430
Seat Depth: 430
Overall Height: 850



CAFE VII
Bistro Chair



- 4 chrome legs
- Plywood seat and back

WOOD:
€ 105

LAMINATE:
€ 130

CAFE VII HOCKER
Bistro Stool



- Chrome sled leg frame
- Plywood seat and back
- Chrome foot rung

WOOD:
€ 189

LAMINATE:
€ 199

BISTRO Seating

Delivery: 5 WEEKS



Multi-purpose stacking chair with four legs in chrome; Plywood seat and backrest; Chair stacks a max of 4 pieces; Matching four legged stool with foot rung; Available in a range of wood stain and laminate finishes.



Bingo
Dimensions (mm)
Seat Width: 445
Seat Depth: 455
Overall Height: 820

Bingo Hocker
Dimensions (mm)
Seat Width: 445
Seat Depth: 455
Overall Height: 1136

BINGO
Bistro Chair



- 4 chrome legs
- Plywood seat and back

WOOD: € 160
LAMINATE: € 198


BINGO HOCKER
Bistro Stool



- 4 chrome legs
- Plywood seat and back
- Chrome foot rung

WOOD: € 288
LAMINATE: € 340

COLOUR OPTIONS:



Delivery: 4-5 WEEKS



Tauko 4 legged bar stool; natural solid wood beech legs with plywood shell, thickness 8mm; a black felt strip is fitted along the gap in the seat; Shell available in a range of 8 colours.

TAUKO HOCKER
Bar Stool

- Height 931(mm)
- Seat 458 x 525(mm)
- Leg Height 745(mm)



COLOUR OPTIONS:



€ 132



BISTRO Seating

Delivery: 5 WEEKS



SHOREDITCH wipe clean polypropylene seat with 9 shell colour options; suitable for student/canteen areas; black or white frame options; shell available in 9 colours.



SHOREDITCH
359013
Bistro Chair
Dimensions (mm)
Seat Width: 544
Seat Depth: 544
Overall Height: 700-900



€ 175

Frame available in black and white

COLOUR OPTIONS:

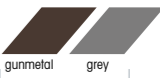


Delivery: 4-5 WEEKS



PARIS 4 legged high stool and side chair; steel frame with EPC clear coating (copper colours also available - P.O.A.)

COLOUR OPTIONS:



Paris
High Stool



€ 132

331905
Side Chair

- Height 855(mm)
- Seat height 450(mm)
- Depth 520(mm)

331902
High Stool



€ 159

- Height 940(mm)
- Seat height 745(mm)
- Depth 465(mm)

BISTRO

High & Low Bench

GIANNI A FRAME
Bistro Tables

Gianni A Frame tables available as 740mm low desk height tables along with 1050mm poseur height tables in a range of sizes; levelling feet; flip down cable trays are available for both poseur and low tables; Available in a choice of 13 top finishes and frames in powdercoated White, Black, Silver and Grey.



LOW TABLE
740mm high x 800mm deep

GAL12	1200 WIDE	€ 735
GAL14	1400 WIDE	€ 770
GAL16	1600 WIDE	€ 800
GAL18	1800 WIDE	€ 834
GAL20	2000 WIDE	€ 865



BENCH SEAT
455mm high x 800mm deep

GALBS12	900 WIDE	€ 322
GALBS14	1100 WIDE	€ 336
GALBS16	1300 WIDE	€ 350
GALBS18	1500 WIDE	€ 368
GALBS20	1700 WIDE	€ 384

N.B. Bench seat is 300mm smaller than table width

upholstered
bench seat
POA



Delivery: 5 WEEKS



POSEUR TABLE
1050mm high x 800mm deep

GAP12	1200 WIDE	€ 778
GAP14	1400 WIDE	€ 812
GAP16	1600 WIDE	€ 845
GAP18	1800 WIDE	€ 876
GAP20	2000 WIDE	€ 912



COLOUR TOP OPTIONS:



BISTRO Tables



Delivery: 5 WEEKS

Evora stool

40mm diameter fully welded tables; 25mm tops; solid metal frame; adjustable feet; available in 13 colour top options, frame finishes in white, silver, graphite and black.

RECTANGULAR TOP

40FWT8	W: 800 x D: 800 x H: 740	€ 269
40FWT10	W: 1000 x D: 800 x H: 740	€ 295
40FWT12	W: 1200 x D: 800 x H: 740	€ 305
40FWT14	W: 1400 x D: 800 x H: 740	€ 315
40FWT16	W: 1600 x D: 800 x H: 740	€ 329
40FWT18	W: 1800 x D: 800 x H: 740	€ 365

ROUND TOP

40RT8	Dia: 800 x H: 740	€ 395
40RT10	Dia: 1000 x H: 740	€ 425
40RT12	Dia: 1200 x H: 740	€ 465

COLOUR TOP OPTIONS:



BISTRO High Table, Bench & Stool



Levitate stool



Delivery: 5 WEEKS

Solid wooden 'A' shape table with oak legs;
also matching high 2 seater 'A' shape bench with oak legs.

LEVITATE HIGH TABLE	W:1000 D:2000 H:1100	Table	€ 1,786
LEVITATE HOCKER	W:400 D:400 H:736	Stool	€ 730
LEVITATE HIGH BENCH	W:1200 D:400 H:736	Bench	€ 898

COLOURED Table & Bench

Delivery: 4 WEEKS



The Coloured Bench table and seat is a stylishly well
functioning canteen table complete with a bench seat.

The table is ideal for staff and school canteens and can
accommodate 6-8 people. It is available in 10 colours.

BENCH SIZE: 730H X 800W MM
SEAT SIZE: 400H X 360D MM

POA

BISTRO Tables


Delivery: 4-5 WEEKS



Bistro Canteen/Cafe Tables; Circular and square top
options; Chrome leg in two heights; Flat chrome base;
Available in a range of Melamine Top 36 finishes.

Square Table
Dimensions (mm)
Top: 800 x 800
Foot Width: 500 x 500

Round Table
Dimensions (mm)
Top Diameter: 400
Foot Width: 500



LARA INOX SQ
Bistro Table

- 36mm top
- Top, 800 x 800 (mm)
- Chrome Leg, 730 high (mm)

WHITE OR BEECH:
PRICE
€ 340

LARA INOX 730
Bistro Table



- 36mm top
- Top, 800 diameter (mm)
- Chrome Leg, 730 high (mm)

WHITE OR BEECH:
PRICE
€ 289

LARA INOX 1100
Tall Bistro Table



- 36mm top
- Top, 600 diameter (mm)
- Chrome Leg, 1100 high (mm)

WHITE OR BEECH:
PRICE
€ 319

BISTRO Tables

Delivery: 5 WEEKS



Bistro canteen/cafe tables; Circular and square options with melamine tops; Chrome leg in two heights; Cross base with levellers; Available in a range of Topalit tops.

CRUZO 8074
Bistro Table



- Melamine top
- Top, 800 diameter (mm)
- Chrome Leg, 730 high (mm)

PRICE
€ 265

CRUZO 1075
Bistro Table



- Melamine top
- Top, 1000 diameter (mm)
- Chrome Leg, 730 high (mm)

PRICE
€ 300

CRUZO 1080
Tall Bistro Table

- Melamine top
- Top, 800 diameter (mm)
- Chrome Leg, 1050 high (mm)

PRICE
€ 310

Delivery: 5 WEEKS



Bistro Canteen/Cafe Tables with Topalit tops; two size top options; chrome leg in two heights; metal flat round black base; Available in Beech or White Topalit tops.

Dimensions (mm)
Top Diameter: 600 or 800
Foot Width: 450

LENA 7080
Bistro Table



- Topalite top
- Top, 800 diameter (mm)
- Chrome Leg, 730 high (mm)

€ 210

LENA 1100
Tall Bistro Table



- Topalite top
- Top, 600 diameter (mm)
- Chrome Leg, 1100 high (mm)

€ 220



SEATING FINISHES

LAMINATES: Cafe II, Cafe VII, Cafe VII Hocker, Bingo



Orange

U303




Black

U999



China Red

U321



Premium White

W1000



Lime Green

U630

Other colours are available

SEATING FINISHES

STANDARD PLYWOOD STAIN COLOUR Cafe II, Cafe VII, Cafe VII Hocker, Bingo



Beech

1.007



Cherry

1.042



Calvados

1.025



Walnut

1.031



Wenge

1.033

Other colours are available


TABLE FINISHES

TOPALIT TOP: Lena, Cruzo



Beech Light

W.019



White

W.001

Other colours are available

Due to the limitations of the printing process colours may not be 100% accurate, please request samples.

BREAKOUT & COLLABORATIVE SEATING



BREAKOUT Seating

Delivery: 3 WEEKS

SKARA high and medium back executive swivel armchair and foot-stool fully upholstered; chrome polished 4 star swivel base with glides; Solid or two tone fabric; Available in a choice of colours from the Camira Blazer range



SKSWHRE
Dimensions (mm)
Seat Width: 600
Seat Depth: 465
Overall Height: 810

SKSWHRE
Dimensions (mm)
Seat Width: 600
Seat Depth: 465
Overall Height: 1020

SKSWE
Medium Back Armchair



- Upholstered seat/back
- Chrome 4 star swivel base
- Solid or two tone fabric

SINGLE COLOUR
SKSWE € 858
TWO TONE
SKSW2E € 875

SKSWHRE
High Back Executive Armchair



- Upholstered seat/back
- Chrome 4 star swivel base
- Solid or two tone fabric

SINGLE COLOUR
SKSWHRE € 1,085
TWO TONE
SKSWHR2E € 1,105



Delivery: 3 WEEKS

Skara low back swivel, walnut veneer outer shell, upholstered in single tone fabric, swivel 640mm 4 star chrome base with glides; Available in a choice of colours from the Camira Blazer range

SKARA
Veneer Shell Swivel chair



- Walnut Veneer back
- Upholstered seat
- Chrome 4 star swivel base

HIGH BACK SKSWHRWE	€ 1,220
LOW BACK SKSWWE	€ 1,000

SKSWHRWE
Dimensions (mm)
Seat Width: 600
Seat Depth: 465
Overall Height: 1020

SKSWWE
Dimensions (mm)
Seat Width: 600
Seat Depth: 465
Overall Height: 810



SKARA Foot Stool

- Upholstered seat
- Chrome 4 star swivel base
- Solid or two tone fabric

Dimensions (mm)
Seat Width: 600
Seat Depth: 465
Overall Height: 400

SINGLE COLOUR
SKSWFRE € 552
TWO TONE
SKSW2FR2E € 570



BREAKOUT Seating

Delivery: 4 WEEKS



Series 300 soft seating; Soft moulded foam construction; Fully upholstered; 4 legged chrome feet; Available in a choice of colours from the Camira ranges Xtreme Plus, X2, Urban Plus and vinyl.



S3CA Dimensions (mm) Seat Width: 770 Seat Depth: 690 Overall Height: 790	S32SA Dimensions (mm) Seat Width: 1350 Seat Depth: 690 Overall Height: 790
S3SQ Dimensions (mm) Width: 600 Depth: 600 Overall Height: 350	S3RTG Dimensions (mm) Width: 1000 Depth: 600 Overall Height: 350



S3CA Armchair
S32SA 2 Seater - with arms
S3SQ Square Table
S3RT Rectangle Table



- Upholstered seat/back
- Integrated armrests
- 4 legs in chrome

€ 733



- Upholstered seat/back
- Integrated armrests
- 4 legs in chrome

€ 1,064



- Upholstered table
- With wooden top (glass top available P.O.A)
- 4 legs in chrome

€ 267



- Upholstered table
- With wooden top (glass top available P.O.A)
- 4 legs in chrome

€ 502

Delivery: EXPRESS



Soft upholstered seat and backrest with integrated armrests; a choice of fabric or vinyl options available; Stocked in Black Valencia vinyl.

CLUBTUB
Dimensions (mm)
Seat Width: 480
Seat Depth: 490
Overall Height: 770

CLUBDUO
Dimensions (mm)
Seat Width: 1066
Seat Depth: 490
Overall Height: 770



CLUBTUB
Tub Single Chair



- Upholstered seat/back

LEATHER	VINYL
€ 438	€ 259

CLUBDUO
Tub 2 Seater Sofa



- Upholstered seat/back

LEATHER	VINYL
€ 764	€ 415

BREAKOUT Seating

Delivery: 4 WEEKS



Series 400 seating; Moulded foam construction; Fully upholstered; Tubular Steel leg in chrome; Available in a choice of colours from the Camira ranges Xtreme Plus, X2, Urban Plus and vinyl.



S4C / S4CA Dimensions (mm) Seat Width: 600 / 850 Seat Depth: 750 Overall Height: 720
S42S/ S42SA Dimensions (mm) Seat Width: 1200 / 1500 Seat Depth: 750 Overall Height: 720
S43S/ S43SA Dimensions (mm) Seat Width: 1800 / 2000 Seat Depth: 750 Overall Height: 720



S43SA
3 Seater Sofa



S42S	2 seater sofa, without arms	€ 790
S42SA	2 seater sofa, with arms	€ 1,210
S43S	3 seater sofa, without arms	€ 1,210
S43SA	3 seater sofa, with arms	€ 1,577

S4C
Single Chair



- Upholstered seat/back
- Without arms
- 4 legs in chrome

€ 445

S4CA
Single Armchair



- Upholstered seat/back
- With arms
- 4 legs in chrome

€ 847

S4SQ
Square Table



- Upholstered table
 - With wooden top (glass top available P.O.A)
 - 4 legs in chrome
- W: 600 D: 600 H: 380

€ 278

S4RT
Rectangular Table



- Upholstered table
 - With wooden top (glass top available P.O.A)
 - 4 legs in chrome
- W: 1000 D: 600 H: 380

€ 388



BREAKOUT Seating



Delivery: 4 WEEKS



Series 500 seating; Moulded foam construction; Fully upholstered; Tubular leg in chrome. Additional modular units available P.O.A.; Available in a choice of colours from the Camira ranges Xtreme Plus, X2, Urban Plus and vinyl.

S5CLA/RA
Single Chair with 1 arm



- Upholstered seat/back
 - With 1 arm (specify right/left)
 - 4 legs in chrome
- W: 700 D: 690 H: 830

€ 622

S5C
Single Chair



- Upholstered seat/back
 - Without arms
 - 4 legs in chrome
- W: 600 D: 690 H: 830

€ 455

S5DPOD
Double Bench Pod



- Upholstered seat
 - Rectangular
 - 4 legs in chrome
- W: 1180 D: 690 H: 460

€ 622

S52S
2 Seater with full back



- Upholstered seat/back
 - Without arms
 - 4 legs in chrome
- W: 1180 D: 690 H: 830

€ 770

S5CC
Corner Chair



- Upholstered seat/back
 - Without arms
 - 4 legs in chrome
- W: 690 D: 690 H: 830

€ 622

S5PU
Power Unit



- Upholstered
 - Power access
- W: 250 D: 690 H: 460

€ 495



BREAKOUT Seating

Delivery: 4 WEEKS



Series 800 soft seating; Removable cushions; Soft moulded foam construction; Fully upholstered; 4 legged chrome feet; Available in a choice of colours from the Camira ranges Xtreme Plus, X2, Urban Plus and vinyl.

S8CAML
Dimensions (mm)
Seat Width: 780
Seat Depth: 800
Overall Height: 750

S82SA
Dimensions (mm)
Seat Width: 1100
Seat Depth: 800
Overall Height: 750

S83SA
Dimensions (mm)
Seat Width: 1880
Seat Depth: 800
Overall Height: 750



S8RTG
Rectangle Table



- Upholstered base
- With wooden top (glass top available P.O.A)
- 4 legs in chrome

PRICE

€ 545

S8CA
Single Armchair



- Upholstered seat/back
- Integrated armrests
- 4 legs in chrome

PRICE

€ 972

S82SA
2 Seater sofa



S83SA
3 Seater sofa



S82SA	2 seater sofa, with arms	€ 1,271
S83SA	3 seater sofa, with arms	€ 1,627



BREAKOUT Seating

Delivery: 4 WEEKS



Series 1000 curved seating; Moulded foam construction; Fully upholstered; Stylish steel leg in chrome. Available in a range of fabric or vinyl colours. Prices are for Blazer and Aquarius fabric.



S9CV60
Curved Single

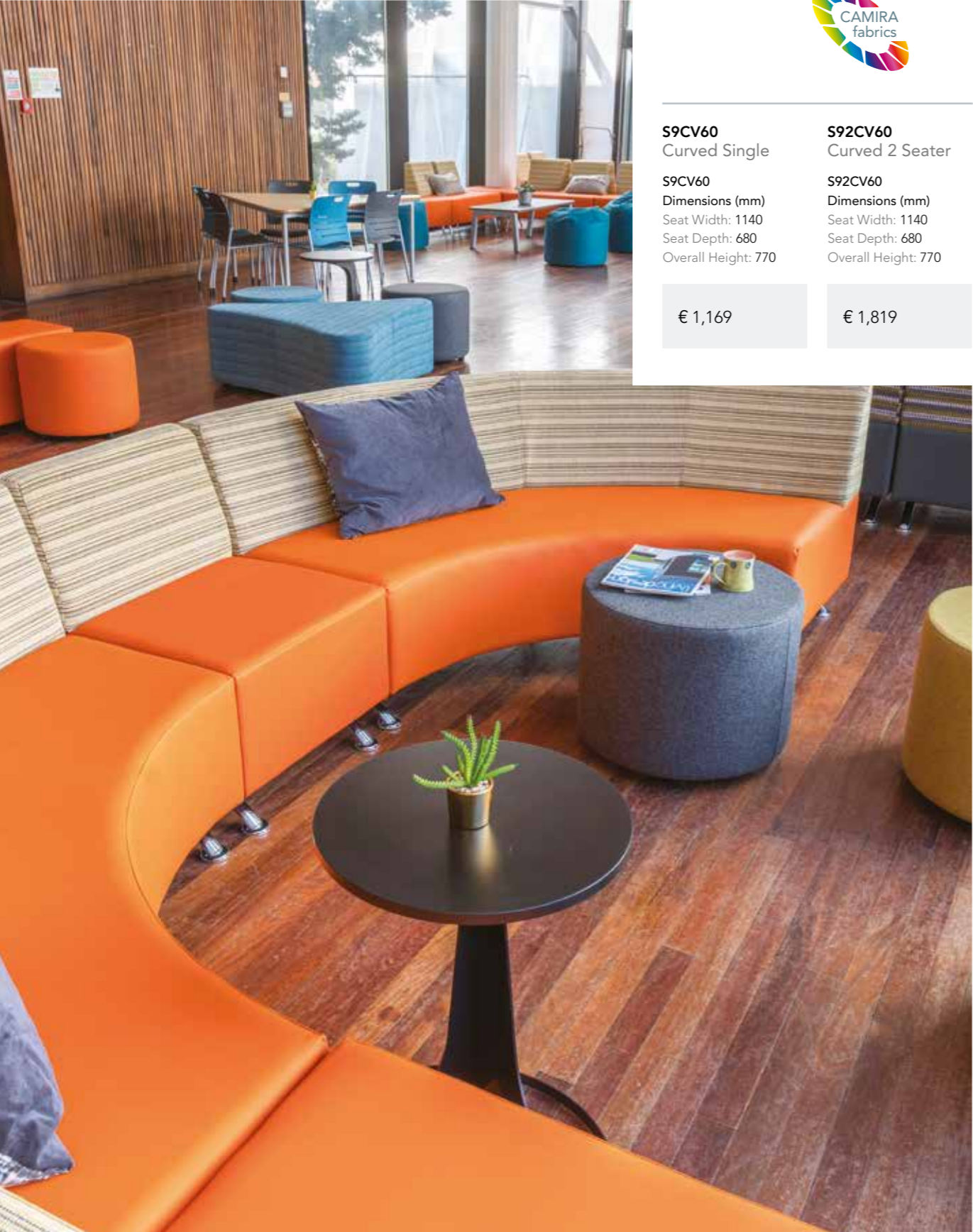
S9CV60
Dimensions (mm)
Seat Width: 1140
Seat Depth: 680
Overall Height: 770

€ 1,169

S92CV60
Curved 2 Seater

S92CV60
Dimensions (mm)
Seat Width: 1140
Seat Depth: 680
Overall Height: 770

€ 1,819



BREAKOUT Seating

Delivery: 4 WEEKS



Barra soft seating; fully upholstered with oak legs; 1, 2 and 3 seater with button detailing; Available in Camira Aquarius and Blazer palettes.

ING
Armchair
Width: 700
Depth: 840
Height: 900



€ 1,302

ING2
2 Seater
Width: 1220
Depth: 840
Height: 900



- Upholstered seat/back
- Oak legs

€ 1,622

ING3
3 Seater
Width: 1740
Depth: 840
Height: 900



- Upholstered seat/back
- Oak legs

€ 2,024

Delivery: 4 WEEKS



Barra soft seating; fully upholstered with oak legs and button detailing; Available in Camira Aquarius and Blazer palettes.



BARRA3
3 Seater

Width: 1650 Depth: 800 Height: 860

€ 1,938



BARRA2
2 Seater

Width: 1400 Depth: 800 Height: 860

€ 1,568



BARRA
Armchair


Width: 790 Depth: 800 Height: 860

€ 1,302

BREAKOUT Seating

Delivery: 3 WEEKS

Qubi modular soft seating; Fully upholstered with black plastic feet; Design shapes with infinite layouts; easily moved to adjust layout; Available in a choice of colours from the Camira ranges Xtreme Plus, X2, Urban Plus and vinyl.



Dimensions (mm)
 Qubi
 Seat Width: 430
 Seat Depth: 430
 Overall Height: 450

Qubi2
 Seat Width: 820
 Seat Depth: 430
 Overall Height: 450

QubiTube
 Seat Diameter: 550
 Overall Height: 450

QubiMoon
 Seat Diameter: 550
 Overall Height: 450

QB1
Cubed Pod



- Cubed
- Fully upholstered seat
- Plastic foot/floor protectors

€ 254

QB2
Rectangular Pod



- Rectangular
- Fully upholstered seat
- Plastic foot/floor protectors

€ 338

QBTub
Tube Pod



- Circular
- Fully upholstered seat
- Plastic foot/floor protectors

€ 272

QBMoon
Moon Pod



- Circular Link
- Fully upholstered seat
- Plastic foot/floor protectors

€ 272



BREAKOUT Coffee Tables

Delivery: 4 WEEKS

A selection of complementing breakout and coffee table options with chrome bases; table tops glass or melamine.



HELLO!
DuoTable



GLASS TOP
€ 479

WOODEN TOP
€ 249

Width: 1100
 Depth: 500
 Height: 460

LENA
Table



Diameter: 600
 Height: 580

€ ???

LARA
Table



Diameter: 600
 Height: 580

€ 289

HELLO!
Table



GLASS TOP
€ 590

WOODEN TOP
€ 289

Width: 550
 Depth: 550
 Height: 460

COLOUR OPTIONS:

WOOD FINISH
 MELAMINE FINISH



TAPA
LaptopTable
Diameter: 450
Height: 665

€ 379

ACOUSTIC PODS, PHONE BOOTHS & WALL PANELS



Soundproof pods and phone booths are designed for making confidential calls in a loud environment, freeing up valuable meeting rooms for their main purpose thus removing the noise distraction of telephone calls from an open plan office.

Available in a various shapes and sizes with a choice of upholstered, laminated or decorative manifestation panels with either black, silver or white framework. This intelligent solution enables a more open and playful approach to telephone privacy whilst affording you the quiet you crave to get the job done or make that important phone call.



ACOUSTIC Wall Panels

Tessellate Diamond
Acoustic Panels



Acoustic wall panels are used for the control of reverberation (echo) in a room. They reduce the amount of sound energy reflected off the walls, improving speech intelligibility and acoustic comfort in the room.



Formo Acoustic Panels

Acoustic felt wall panels are a perfect complement to any office zone from managerial offices, through to conference rooms and small offices, canteens and informal meeting rooms. The various shapes and colours allows for creating unique and interesting arrangements very simply that not only enrich the wall but also give a unique interior design.

For more information on our **Acoustic** ranges please contact a member of our sales team.

OFFICE ENVIRONMENT Solutions

WHETHER YOU ARE LOOKING FOR A NEW DESK AND CHAIR OR A COMPLETELY NEW LOOK AND FEEL FOR YOUR OFFICE, WE OFFER A COMPLETE RANGE OF FURNITURE OPTIONS AND INTERIOR DESIGN SOLUTIONS TO HELP YOU CREATE YOUR PERFECT WORK SPACE.

We can project manage any requirement, large or small. Our full turn-key service includes everything from your choice of colour scheme to furniture, flooring, lighting and partitions.

From the ideas generated in the initial consultation, right through to our professional installation, we are there every step of the way to ensure you get what you want when you want it.



SUMMARY OF SALES TERMS AND CONDITIONS

1. Prices

Matrix Furniture Ltd., reserves the right to vary any of the prices on its issued Price List without prior notice. Orders are accepted on condition that goods will be invoiced at prices ruling at the date of despatch. Save with the prior written agreement of a director of the Company all prices and any discounts quoted by the Company or any of its representatives whether oral or in writing, are made on the basis that the resulting amounts invoiced must in all circumstances be settled in full by the Customer within thirty days of the date of the invoice. In all circumstances the amount of V.A.T. shown on the invoice must be paid in full.

2. Payment

Payment for goods shall become due thirty days from date of invoice and is strictly netf. If the Customer shall fail to make full payment on the due date, the Company shall be entitled to charge interest on the amount due from the date of invoice to the date of actual payment after as well as before any judgement obtained at the rate of one and a half percent per month calculated on a daily basis. If the Customer shall fail to pay in full within sixty days from date of invoice, the Customer shall reimburse the Company for any expenses reasonably incurred by the Company in the collection of all sums due. All cheques to be made payable to Matrix Furniture Ltd.

3. Value Added Tax

The Customer shall be responsible for V.A.T. on all orders at the prevailing standard rate on the invoice values at the time of despatch.

4. Cancellations

Orders, in whole or in part, can only be cancelled with the written agreement of the Company. In cases where goods not normally stocked have been ordered specially, e.g. chairs covered in a Customer's selected upholstery, or special items of equipment the Company may not then be in a position to accept cancellation and in any event shall not be so obliged.

5. Carriage

In the event that a Customer requests that delivery of goods be made to an address other than that of the Customer, the Company shall be entitled to make an additional delivery charge and to require that assistance be available for off loading the goods.

6. Damage and Short Delivery

The Company shall not be obliged to entertain any claims of goods being delivered damaged or short delivered, unless the Customer notifies the Company in writing, quoting the delivery note number and such notice is received by the Company within seven days of the date of delivery. All damaged articles must be returned to our depot carriage paid within 1 month of despatch.

7. Delivery

Delivery times quoted are given in good faith and although the Company will make every effort to deliver on the dates given it does not accept liability for failure to do so. The Company shall be entitled to make partial deliveries and to invoice the Customer accordingly. Payment of such invoices shall be due and payable on the same terms and in the same manner as applicable to an invoice for the full delivery.

8. Specification and Continuity of Product

The Company cannot be held liable in any way whatsoever for:-

- (a) changes in specification made by its manufacturing suppliers, or
(b) the discontinuance of any particular line.

The Company shall make all reasonable efforts to notify the Customer of such events if it becomes aware of the same.

9. Reservation of Title

(a) Legal title and ownership in the goods shall remain with the Company until the Customer shall have paid the Company in full respect of all accounts of any nature outstanding by the Customer with the Company.

(b) Until payment in full aforesaid shall have been made, the Customer shall have possession of the goods as bailee for the Company and shall have authority until such authority is countermanded by the Company, to sell the goods on behalf of the Company to third parties at arms length in the ordinary course of the Customer's business. The Customer shall hold all proceeds of such sales in trust for the Company and shall maintain such proceeds separately identified. The Company shall be entitled to all rights and claims which the Customer may have against its customers arising from such sales until payment aforesaid is made in full.

(c) The Customer shall store the goods in such a way as to enable them to be identified as the property of the Company.

(d) For so long as any payment is overdue, the Company shall be entitled to enter upon any premises where the goods are located and to take possession and resell the same and for this purpose the Customer hereby grants the Company irrevocable right and

licence to enter upon any premises where the goods are located. This right shall continue to subsist notwithstanding termination of this Contract for any reason and shall be without prejudice to any accrued rights of the Company.

(e) Notwithstanding these provisions for reservation of title, risk in the goods shall pass to the Customer on delivery.

10. General

Unless and until terms and conditions shall be further modified, they shall apply to any order accepted by the Company save to the extent that the terms for an order other than prices and or discounts as varied in condition 1 hereof, shall have been first agreed to in writing by a director of the Company.

11. Environment

Opportunities are sought to always purchase timbers and veneers from renewable and sustainable sources. Chipboard used is of E1 category in order to reduce harmful chemical emission during the manufacturing process. Purchasing policy on new plant and machinery ensures the minimum impact on the environment. All company cars have been converted to use lead-free petrol. Liaison continues with all regulatory bodies and trade associations.

Matrix Furniture are registered with FIRA International.

NOTES



